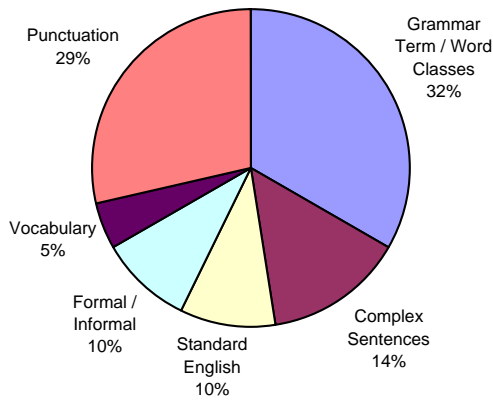


Question	1a	1b	2	3	4	5	6	7	8a	8b	9	10	11	12	13	14a	14b	15	16	17	18
Group Correct	9	5	8	9	9	3	5	8	7	4	10	9	4	6	8	10	7	4	10	10	7
Group Incorrect	1	5	2	1	1	7	5	2	3	6	0	1	6	4	2	0	3	6	0	0	3
	Punctuation for Parenthesis	Punctuation for Parenthesis	Colons	Passive constructions / voice	Connectives	Synonyms	Prepositions	Semi-colons	Apostrophes	Apostrophes	Adverbs	Phrases	Verbs	Impersonal constructions	Tense agreement	Nouns	Nouns	Pronouns	Clauses	Subordinating Connectives	Subject-Verb Agreement
	ga6.13	ga6.13	ga6.11	ga5.1	ga1.4	ga7.4	ga1.7	ga6.12	ga6.8	ga6.8	ga1.6	ga3.2	ga1.2	ga5.2	ga4.1	ga1.1	ga1.1	ga1.5	ga3.1	ga3.3	ga4.2
	P	P	P	F/I	GT	V	GT	P	P	P	GT	CS	GT	F/I	SE	GT	GT	GT	CS	CS	SE
Pupil A	1	0	1	1	1	0	1	1	0	1	1	1	0	1	1	1	0	1	1	1	0
Pupil B	1	0	1	1	1	0	0	1	0	1	1	1	0	1	1	1	0	0	1	1	1
Pupil C	1	1	1	1	1	0	0	1	0	0	1	1	1	1	1	1	1	1	1	1	1
Pupil D	0	1	0	0	0	1	0	0	0	1	0	0	0	0	0	1	0	0	1	1	1
Pupil E	1	0	1	1	1	0	1	1	1	0	1	1	1	1	1	1	1	0	1	1	0
Pupil F	1	1	1	1	1	0	1	1	1	1	1	1	0	1	1	1	1	1	1	1	1
Pupil G	1	1	1	1	1	0	1	1	1	0	1	1	0	1	1	1	1	0	1	1	1
Pupil H	1	0	0	1	1	0	0	1	0	1	1	1	0	0	0	1	1	0	1	1	0
Pupil I	1	0	1	1	1	0	0	1	1	0	1	1	0	0	1	1	1	0	1	1	1
Pupil J	1	1	1	1	1	1	1	1	1	1	1	1	1	1	1	1	1	1	1	1	1

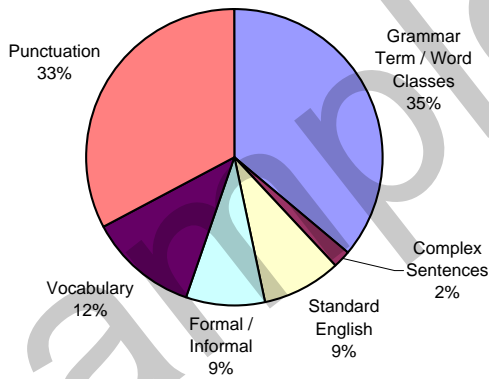
Class Averages:							
Total	Grammar Term / Word Classes	Complex Sentences	Standard English	Formal / Informal	Vocabulary	Punctuation	
Class	72.38%	70.00%	96.67%	75.00%	75.00%	30.00%	68.33%

Average Total Score /21	Grammar Term / Word Classes	Complex Sentences	Standard English	Formal / Informal	Vocabulary	Punctuation	
15.2	Correct 4.9	2.9	1.5	1.5	0.3	4.1	
	Incorrect 2.1	0.1	0.5	0.5	0.7	1.9	
	Maximum 7.0	3.0	2.0	2.0	1.0	6.0	

Weighting of Questions in Test

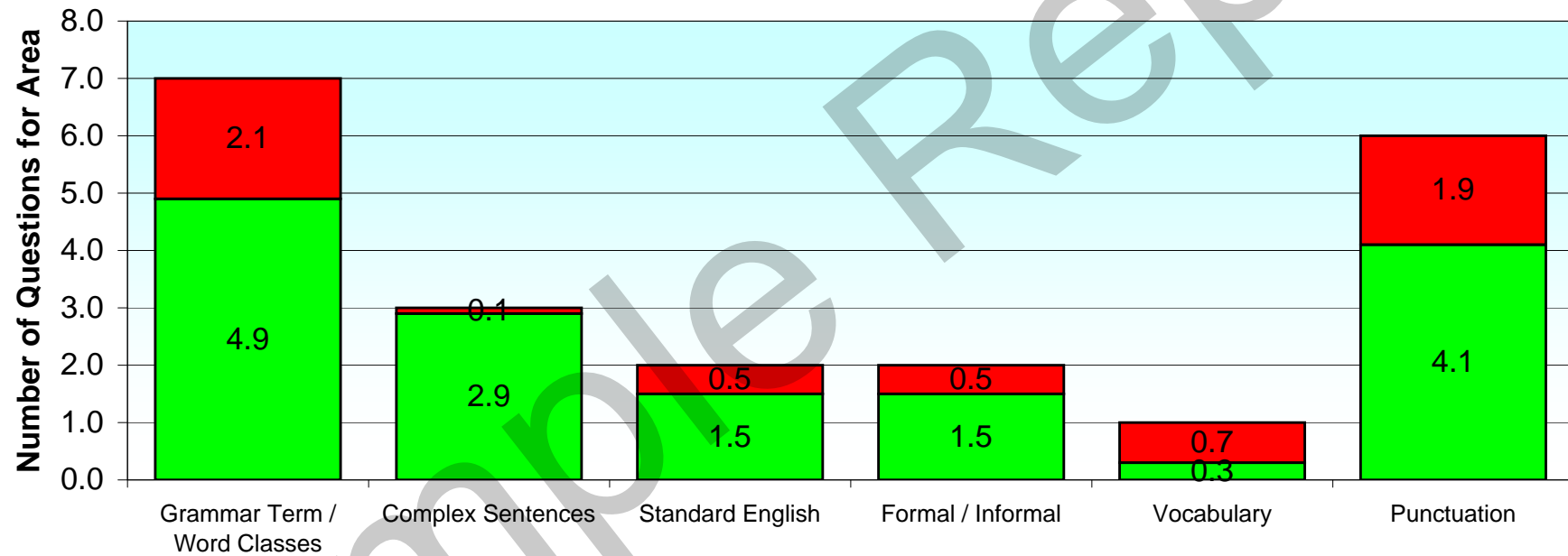


Incorrect Answers



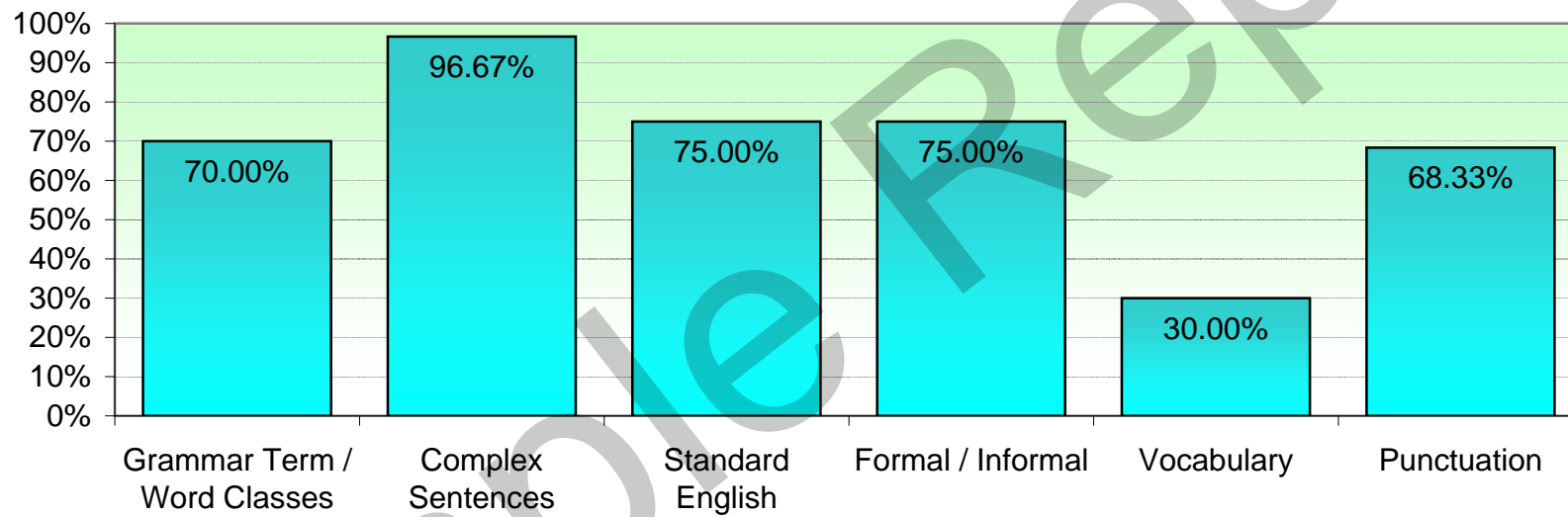
Q	Area	Specific Area	Correct	Incorrect
1a	Punctuation	Punctuation for Parenthesis	9	1
1b		Punctuation for Parenthesis	5	5
2	Punctuation	Colons	8	2
7		Semi-colons	8	2
8a		Apostrophes	7	3
8b		Apostrophes	4	6
3	Formal / Informal	Passive constructions / voice	9	1
12		Impersonal constructions	6	4
4	Grammar Terms and Word Classes	Connectives	9	1
6		Prepositions	5	5
9		Adverbs	10	0
11		Verbs	4	6
14a		Nouns	10	0
14b		Nouns	7	3
15	Grammar Terms and Word Classes	Pronouns	4	6
5	Vocabulary	Synonyms	3	7
10	Complex Sentences	Phrases	9	1
16		Clauses	10	0
17		Subordinating Connectives	10	0
13	Standard English	Tense agreement	8	2
18		Subject-Verb Agreement	7	3

Correct/Incorrect for Cohort



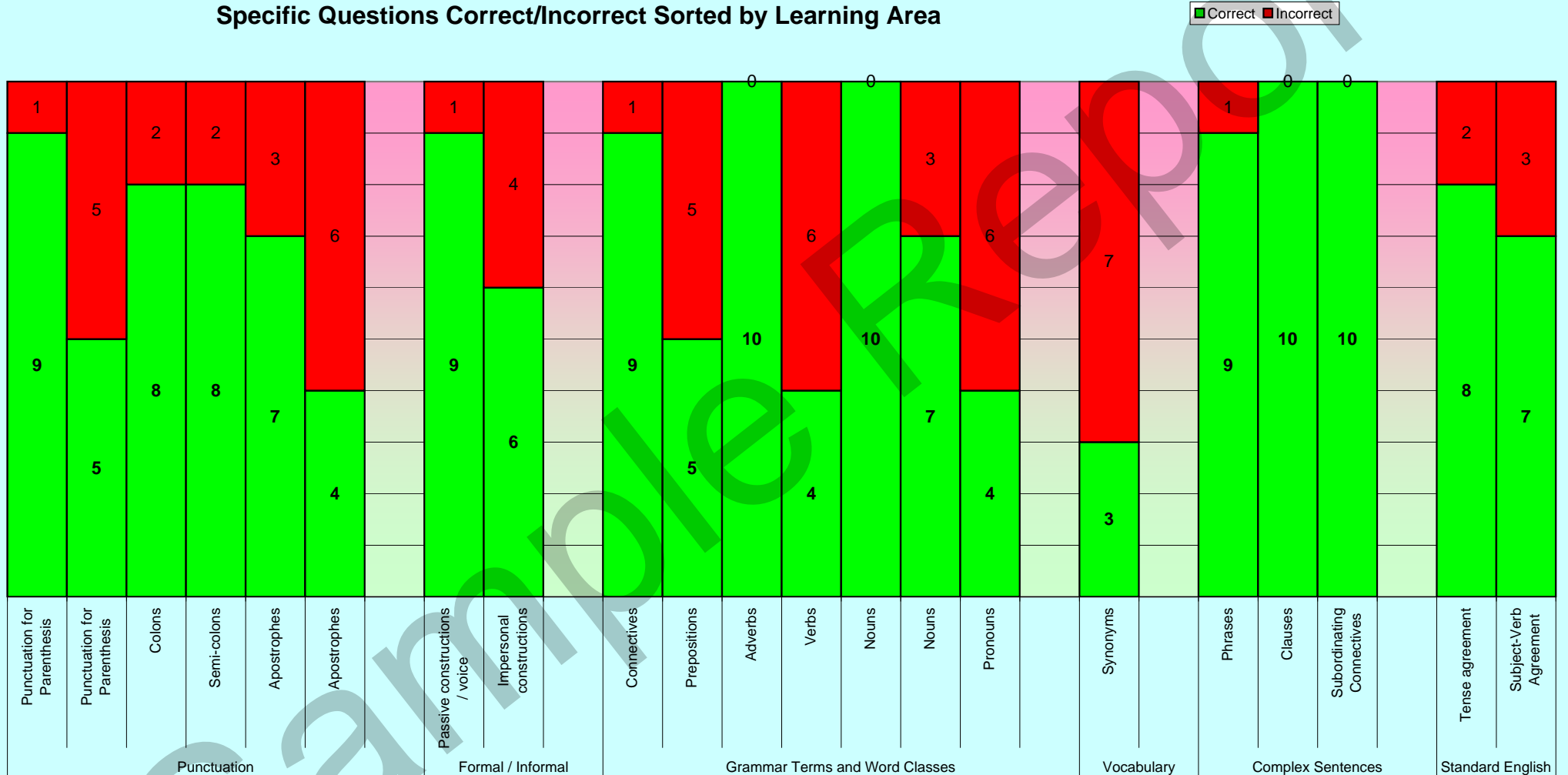
This graph shows the weighting of each area and the average number correct and incorrect answers.
A large area of red would indicate an area of priority.

Cohort Percentage Correct in Each Area



The above graph shows the average percent for the cohort answering the questions in the particular areas correctly. It should be noted that each area does not hold equal weighting.

Specific Questions Correct/Incorrect Sorted by Learning Area



This graph shows the specific questions correct and incorrect for the cohort, sorted by area. More red shows a greater need for improvement. Weighting of each area can also be taken into consideration.