

Question	1a	1b	1c	1di	1dii	2a	2b	2c	2d	2e	2f	3a	3b	3c	3d	3e	4a	4b	4c	4di	4dii	5a	5b	5c	5d	6a	6b	6c	6d	6ei	6eii	7a	7bi	7bii	7c	7d	8a	8b	8c	8d						
Group Correct	10	9	10	6	8	5	8	7	6	8	6	3	7	6	5	5	6	6	5	5	9	8	7	7	2	8	5	7	5	8	4	5	7	3	7	4	5	7	3	7						
Group Incorrect	0	1	0	3	1	4	2	2	3	0	3	7	2	3	4	1	3	0	3	5	1	1	3	2	7	1	2	1	4	1	3	3	2	4	2	5	2	2	5	0						
Group Unanswered	0	0	0	1	1	1	0	1	1	2	1	0	1	1	1	4	1	4	2	0	0	1	0	1	1	1	3	2	1	1	3	2	1	3	1	1	3	1	2	3						
Incorrect or unanswered	0	1	0	4	2	5	2	3	4	2	4	7	3	4	5	5	4	4	5	5	1	2	3	3	8	2	5	3	5	2	6	5	3	7	3	6	5	3	7	3						
Enter: 1=correct, 0=incorrect, blank=unanswered																																														
Sc1: Scientific Enquiry																																														
Sc2: Life/Living Things																																														
Sc3: Materials/Properties																																														
Sc4: Physical Properties																																														
Sc1 given priority, additional strands listed in upper row																																														
	Pond Life 3/1a	Pond Life 2/5d	Pond Life 2/3b,5e	Pond Life 2/5f	Pond Life 2/5f	Triangles 4/3e	Triangles 4/3f	Triangles 4/3f, 5oS/2a	Triangles 1/2j, 4/3f	Triangles 1/2g	Triangles 1/2g,m	Dandelion 1/2j	Dandelion 1/2j	Dandelion 1/2k, 2/1c	Dandelion 2/3d,5b	Dandelion 2/1b	Identifying Solids 3/2d	Identifying Solids 3/3a	Identifying Solids 3/2f	Identifying Solids 3/2d,f 3a,b	Identifying Solids 3/2d,f 3a,b	Celery 2/3b	Celery 1/2a,d	Celery 1/2c	Celery 1/2d	Jack's Shadow 4/4b	Jack's Shadow 4/3b	Jack's Shadow 4/4b	Jack's Shadow 1/2m, 4/3b	Jack's Shadow 4/3b	Jack's Shadow 4/3b	Rolling Marble 1/2c	Rolling Marble 1/2d	Rolling Marble 1/2d	Rolling Marble 1/2c,m	Rolling Marble 1/2h, 4/2e	Candles 3/2d,g	Candles 1/2j	Candles 1/2i	Candles 1/2i	Candles 1/2h,i					
								Sc4						Sc2																Sc4								Sc4								
Name	Sc3	Sc2	Sc2	Sc2	Sc2	Sc4	Sc4	Sc4	Sc1	Sc1	Sc1	Sc1	Sc1	Sc1	Sc2	Sc2	Sc3	Sc3	Sc3	Sc3	Sc3	Sc2	Sc1	Sc1	Sc1	Sc4	Sc4	Sc4	Sc1	Sc4	Sc4	Sc1	Sc1	Sc1	Sc1	Sc1	Sc1	Sc3	Sc1	Sc1	Sc1	Sc1				
A	1	1	1	1	1	1	1	1	1	1	1	1	1	1	1	1	1	1	1	1	1	1	1	1	1	1	1	1	1	1	1	1	1	1	1	1	1	1	1	1	1	1	1	1		
B	1	1	1		0	1	1	1		1	0	0	1	0	0		1	0	1	1	1	1	1	0					1	1														1	0	1
C	1	1	1	1	1	0	1	1	0	1	1	1	0	1	0	1	1		1	1	1		1	1	0	1	1	1	1		0	1	1		1	1		1	1		1	0	1			
D	1	1	1	0		0	1		0	1		0	1	0	1	1	0	1		1	1	0	1		0	1	1	1	1	1	0	1	1	0	1	1		1	1		1					
E	1	1	1	1	1	0	1	1	0	1	0	0	1	0	0	1	0	1	0	0	1	1	0	1	0	1	1	0	1	0	1	0	1	1	0	1	0	1	0		0	0	1			
F	1	1	1	1	1	1	1	1	1		1	0		1	0		1		1	1	1	1	0	1	0	0			1	1		1	1		1	0	1	0	1	0	1	1	1	1		
G	1	1	1	1	1	1	0	1	1	1	1	0	1	1					1	1	0	1	1	0	0	1	1	1	1	0	1	1	0	1	1	0	1	0	1	0	1	1	1	1		
H	1	0	1	0	1	0	0	0	1	1	0	0	0	1	1	0	0	1	0	0	1	1	0	0	0	1	0	1	0	1	0	0	0	0	0	0	0	0	0	0	0	0	0	0	0	
I	1	1	1	1	1	1	1	1	1		1	1	1						0	0	1	1	1	1	1	1	1	1	1	1	1	1	1	1	1	1	1	1	1	1	1	1	1	1	0	1
J	1	1	1	0	1	1	1	0	1	1	1	0	1	1	1	1	1	1	1	0	1	1	1	1	1	1	1	0	1	0	1	1	1	0	1	1	1	0	1	1	1	1	1	1	1	

Green: <10, Amber: <25, Red: >25

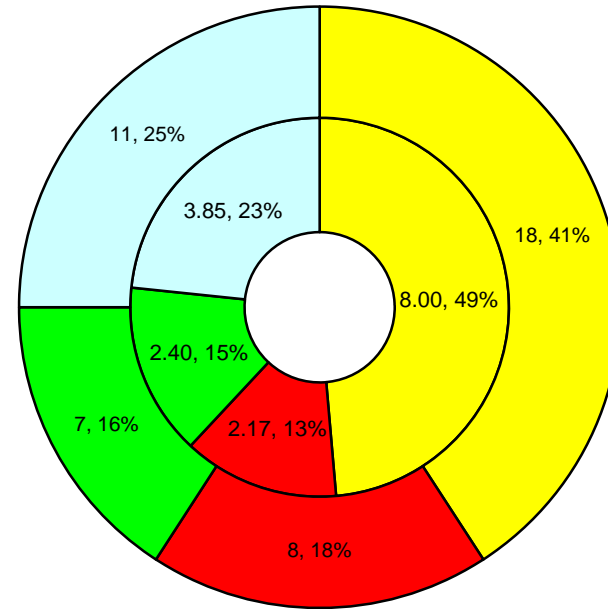
Green: Scores 50%+, Amber: 31%+, Red: Less than 31% Correct

**Individual Summary in Each Overall Area**

Name	Overall			Total Score /40	Percent	Sc1: Scientific Investigation		Sc2: Life Processes and Living Things		Sc3: Materials and their Properties		Sc4: Physical Processes	
	Unanswered	Incorrect	Incorrect or Unanswered			Score /18	Percent	Score /8	Percent	Score /7	Percent	Score /11	Percent
A	0	0	0	40	100.00%	18	100.00%	8	100.00%	7	100.00%	11	100.00%
B	11	10	21	19	47.50%	8	44.44%	3	37.50%	4	57.14%	6	54.55%
C	5	7	12	28	70.00%	13	72.22%	6	75.00%	5	71.43%	7	63.64%
D	13	9	22	18	45.00%	5	27.78%	4	50.00%	5	71.43%	4	36.36%
E	1	17	18	22	55.00%	8	44.44%	6	75.00%	3	42.86%	6	54.55%
F	9	7	16	24	60.00%	10	55.56%	6	75.00%	5	71.43%	6	54.55%
G	4	9	13	27	67.50%	12	66.67%	6	75.00%	3	42.86%	9	81.82%
H	1	26	27	13	32.50%	3	16.67%	5	62.50%	3	42.86%	4	36.36%
I	6	5	11	29	72.50%	12	66.67%	6	75.00%	5	71.43%	7	63.64%
J	3	8	11	29	72.50%	11	61.11%	7	87.50%	6	85.71%	7	63.64%

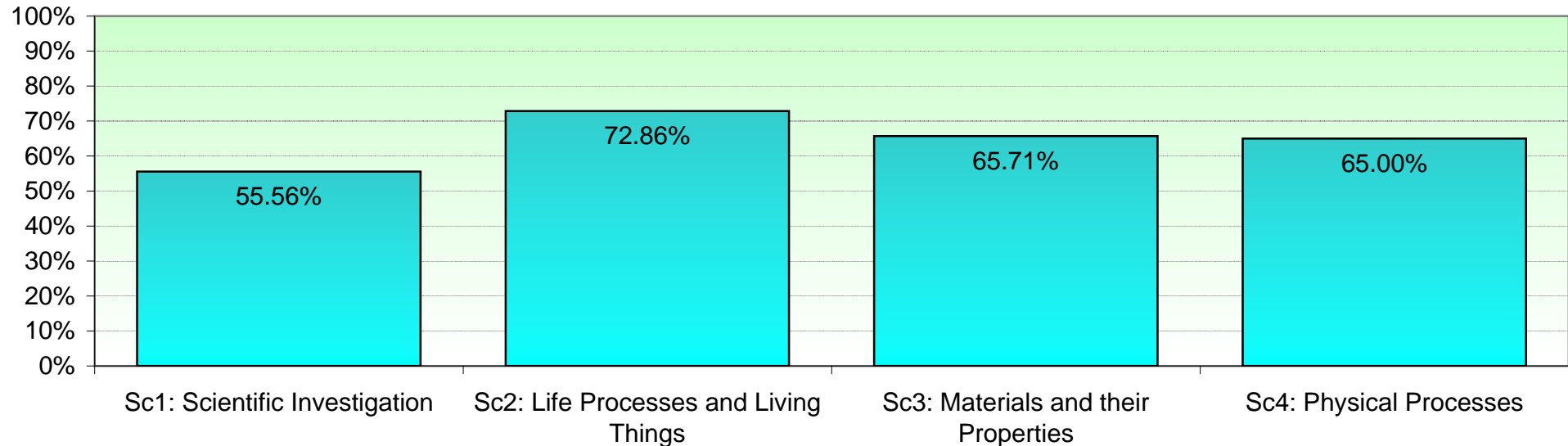
Class Averages:	Sc1: Scientific Investigation	Sc2: Life Processes and Living Things	Sc3: Materials and their Properties	Sc4: Physical Processes
Class correct:	55.56%	72.86%	65.71%	65.00%
Maximum	18	8	7	11
Correct	10.00	5.83	4.60	7.15
Incorrect	5.70	1.26	1.40	2.20
Unanswered	2.30	0.91	1.00	1.65
Incorrect or unanswered	8.00	2.17	2.40	3.85

Average Total Score /40	Total
24.90	62.25%

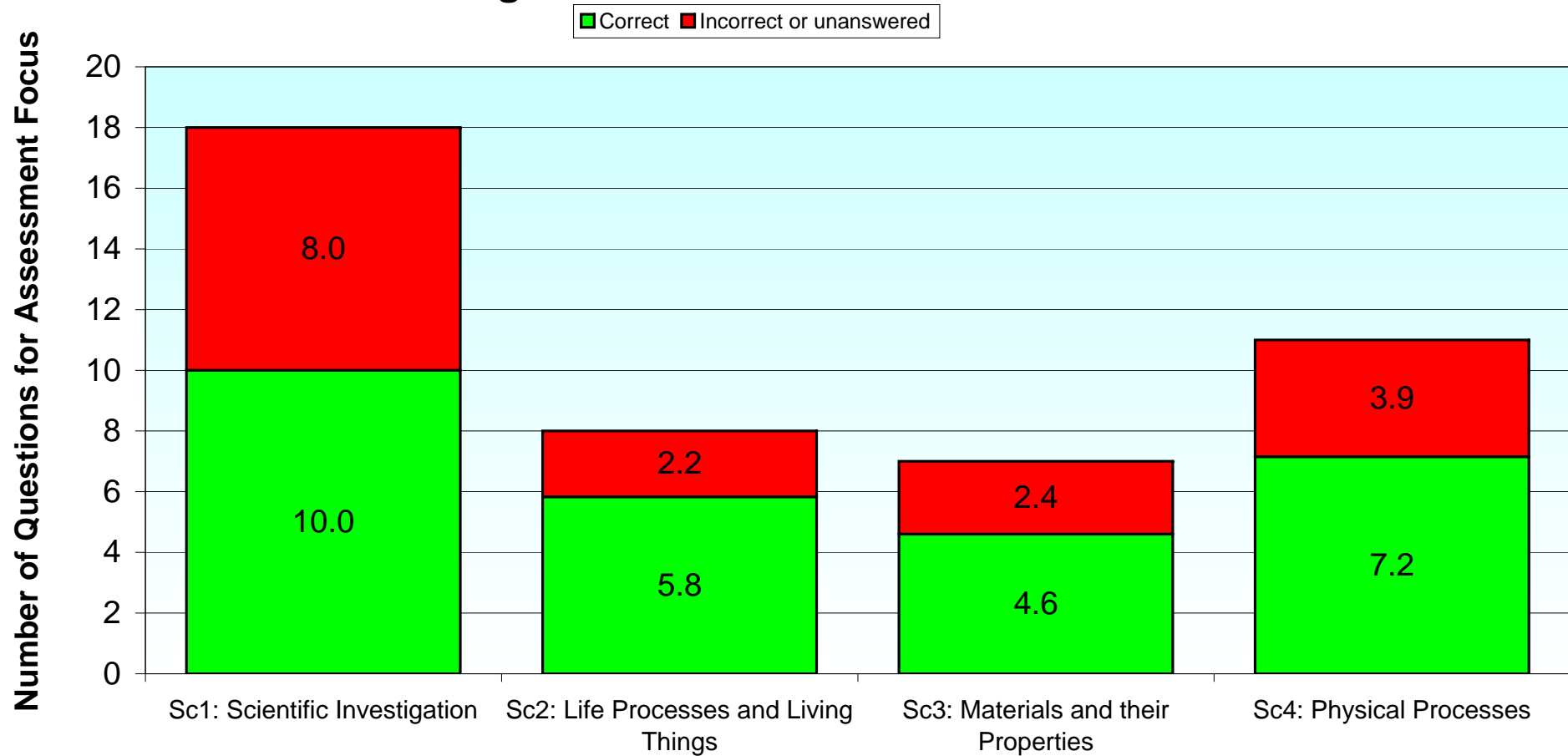


The chart below graph shows the average percent for the cohort answering the questions in the particular strands correctly. It should be noted that here each area does not hold equal weighting.

**Cohort Percentage Correct in each Assessment Focus**

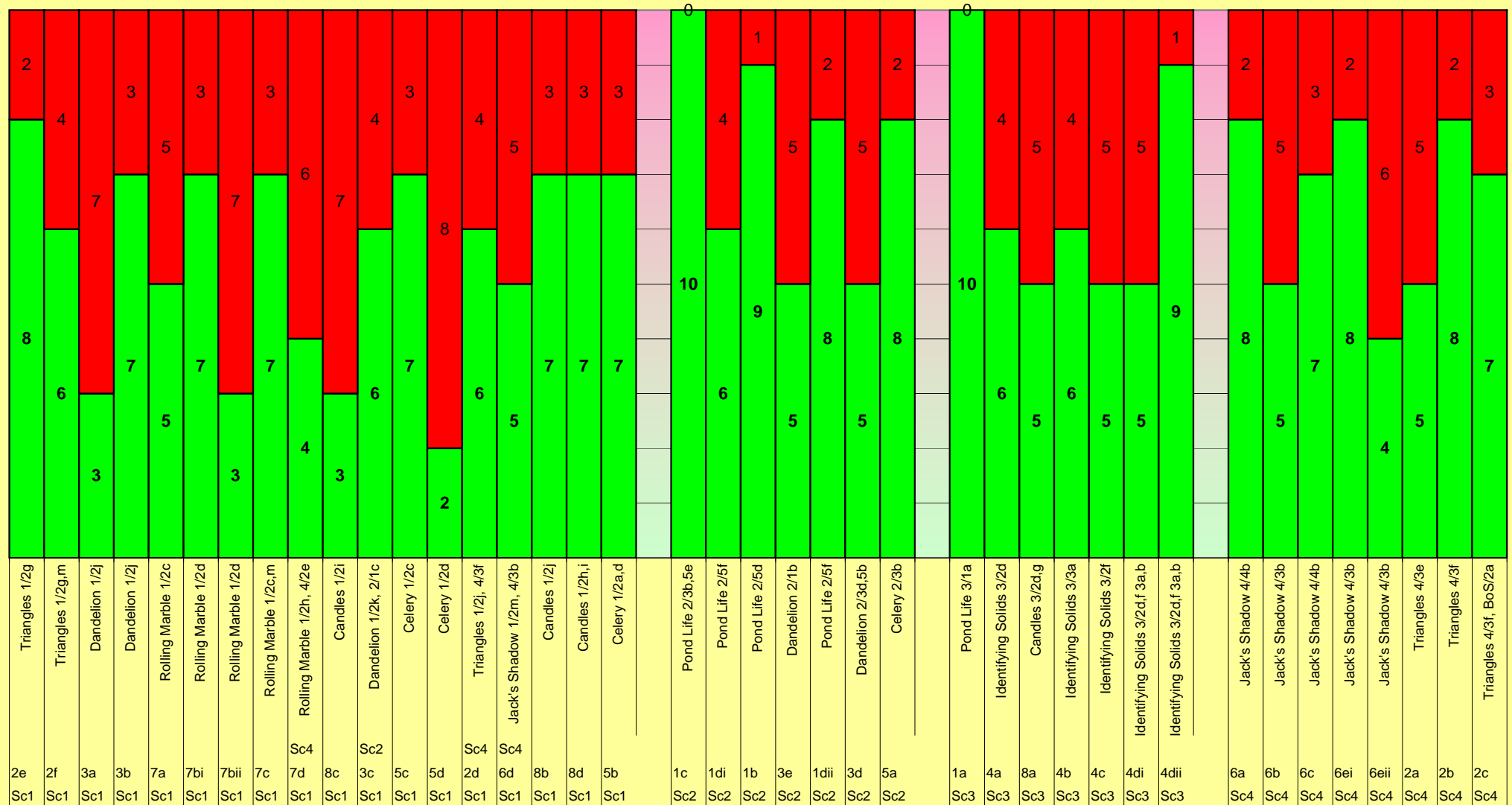
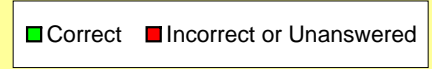


### Correct against Incorrect/Unanswered for Cohort



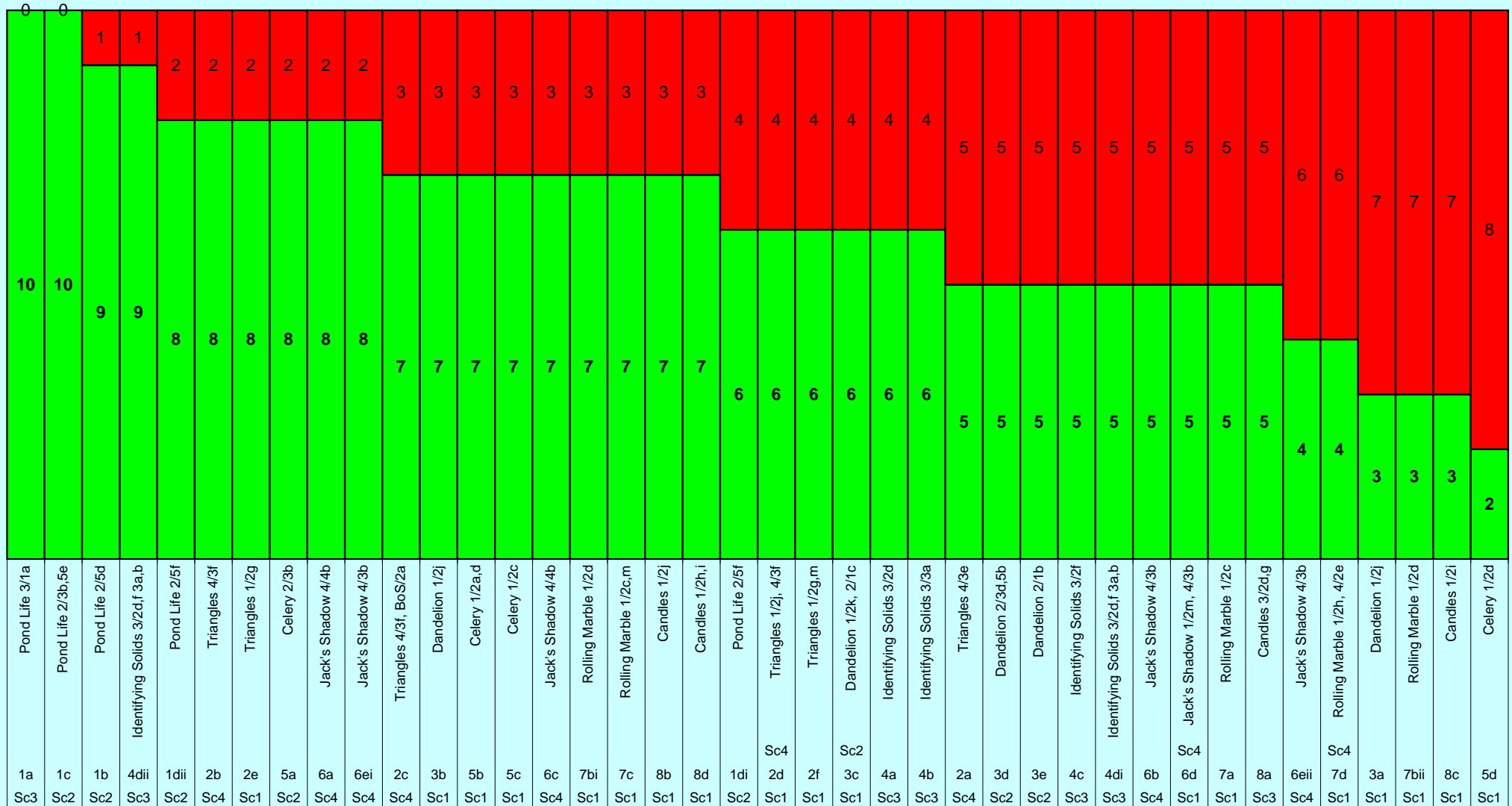
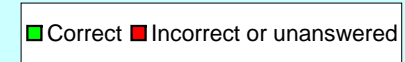
This height of the bar shows the weighting of each area and the average number correct and incorrect answers.  
A large area of red would indicate an area of priority.

## Specific Questions Sorted by Strand Correct against Incorrect/Unanswered



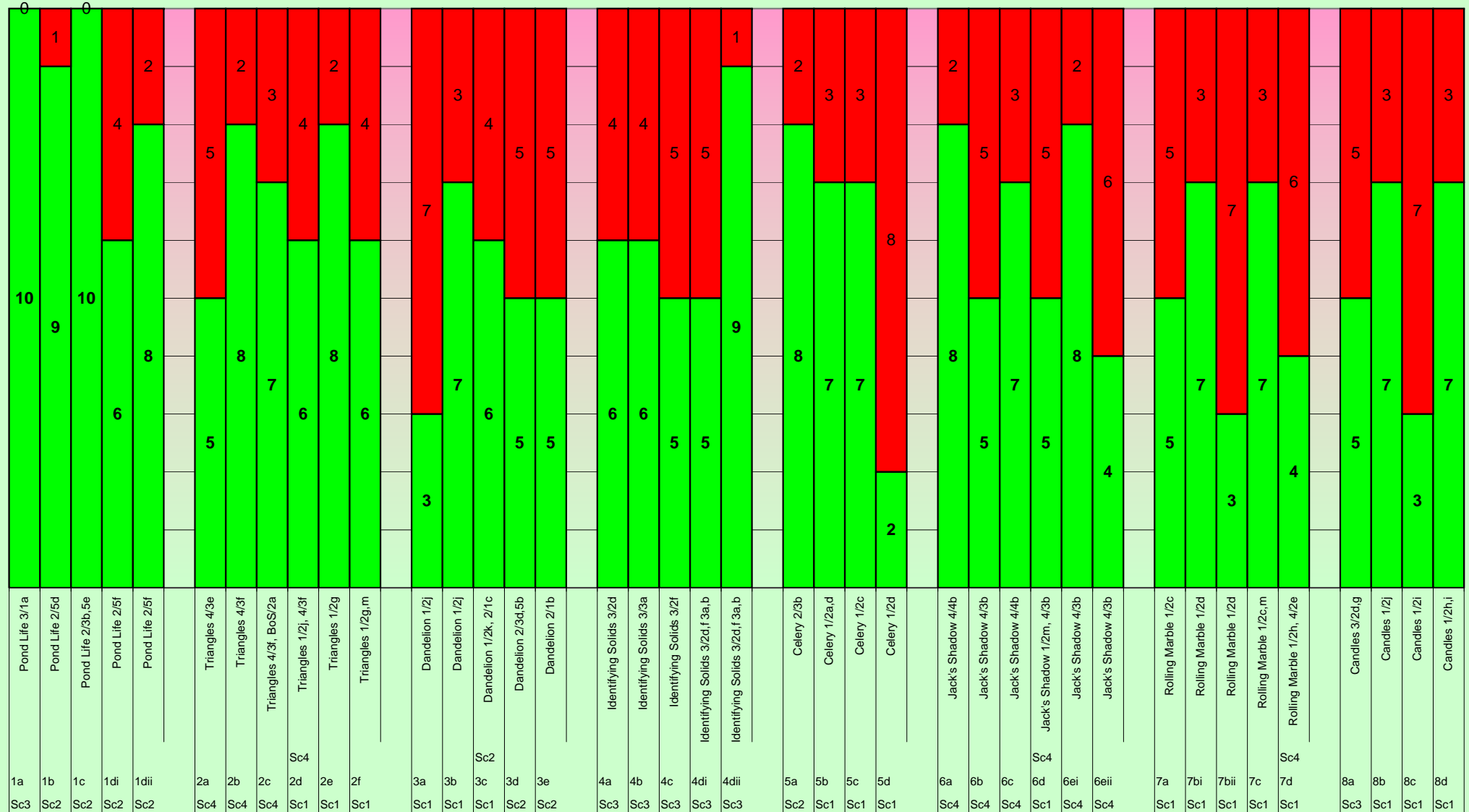
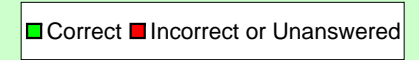
This graph shows the specific questions correct and incorrect (or unanswered) for the cohort, sorted by strand. More red shows a greater need for improvement.  
Width of the strand indicates weighting.

### Specific Questions Sorted by Correct to Incorrect Correct against Incorrect/Unanswered



This graph shows the specific questions correct and incorrect (or unanswered) for the cohort, sorted by number correct. More red shows a greater need for improvement.

### Specific Questions Sorted by Topic Correct against Incorrect/Unanswered



This graph shows the specific questions correct and incorrect (or unanswered) for the cohort, sorted by approximate level of the question. More red shows a greater need for improvement.