

MATHEMATICS

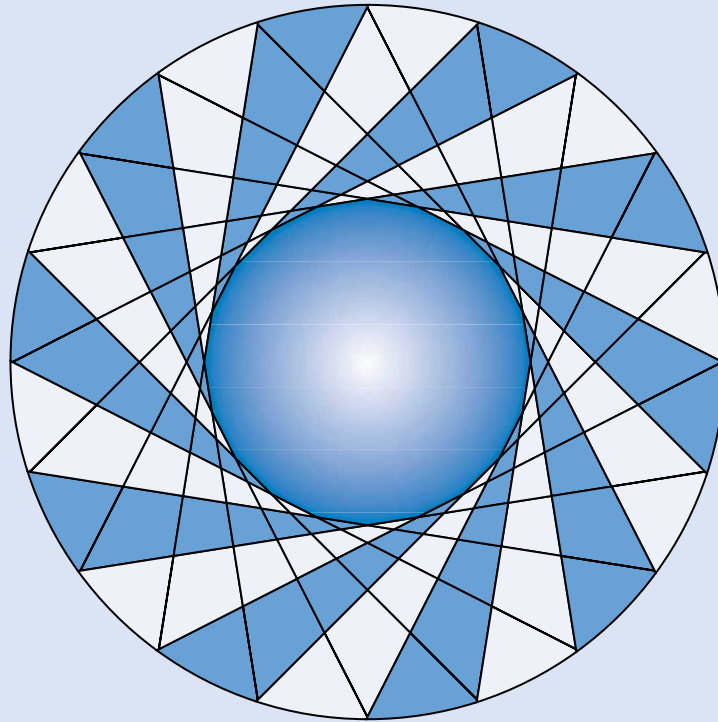
KEY STAGE 2 2001

TEST C

LEVEL
6

CALCULATOR ALLOWED

PAGE	MARKS
3	
5	
7	
9	
11	
12	
TOTAL	



First Name

Last Name

School

Instructions

You **may** use a calculator to answer any questions in this test.

Work as quickly and as carefully as you can.

You have **30 minutes** for this test.

If you cannot do one of the questions, **go on to the next one**.
You can come back to it later, if you have time.

If you finish before the end, **go back and check your work**.

Follow the instructions for each question carefully.



This shows where you need to put the answer.

If you need to do working out, you can use any space on a page.

Some questions have an answer box like this:



Show
your **method**.
You may get
a mark.

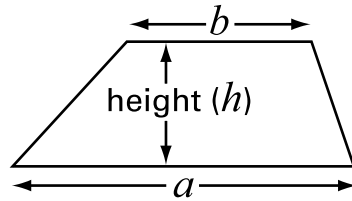


For these questions you may get a mark for showing your method.

Formulae

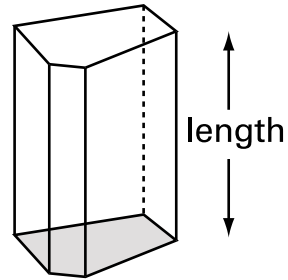
You might need to use these formulae in this test.

Trapezium



$$\text{Area} = \frac{(a+b)}{2} \times h$$

Prism



$$\text{Volume} = \text{area of cross-section} \times \text{length}$$

1

This number sequence follows the rule

*'subtract 10, then divide by 10'*Write the **two numbers** missing from the sequence.

120

11

0.1

1a

1 mark

1b

1 mark

2Write **two decimals, each less than 1,**
which multiply to make **0.1**

×

=

0.1

2

1 mark

3This four digit number is a **square number**.

Write in the missing digits.



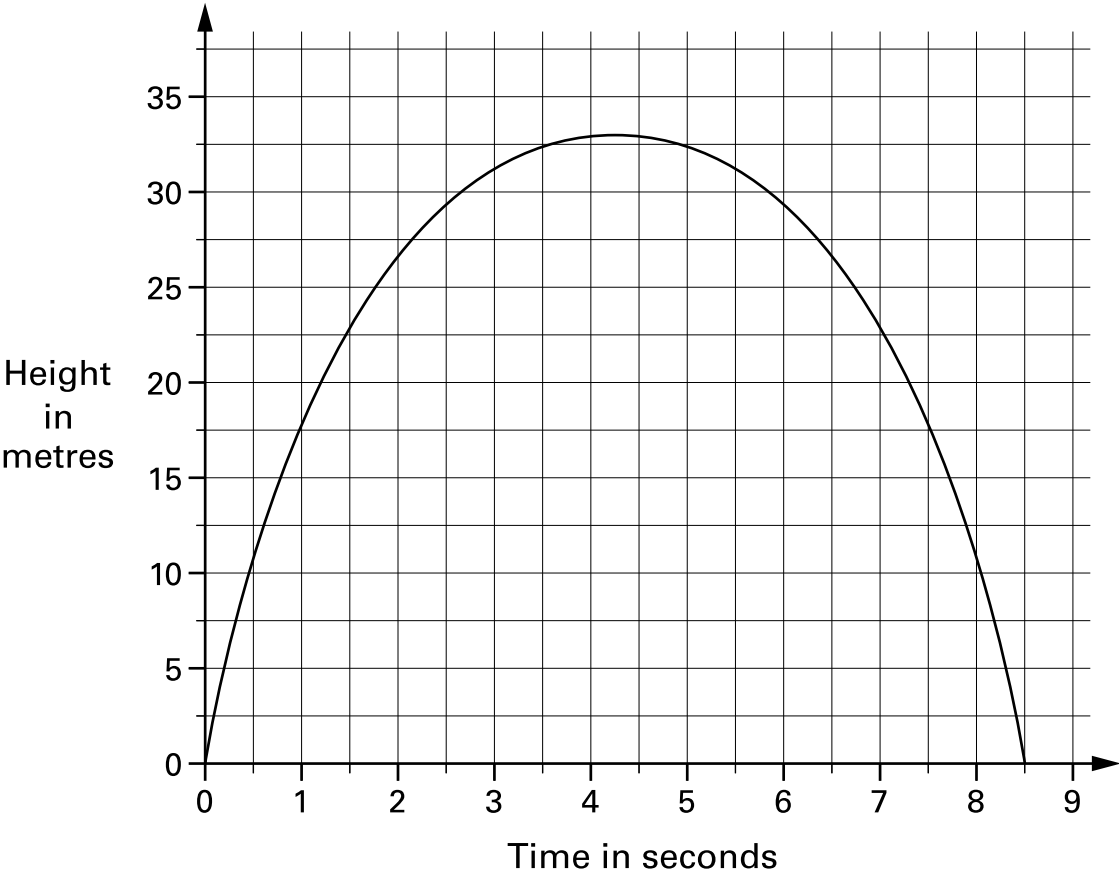
9			9
---	--	--	---

3

1 mark

4

This is a graph of a firework rocket, showing its height at different times.



Estimate from the graph for how many seconds the rocket is **more than 20 metres** above the ground.



4a
1 mark

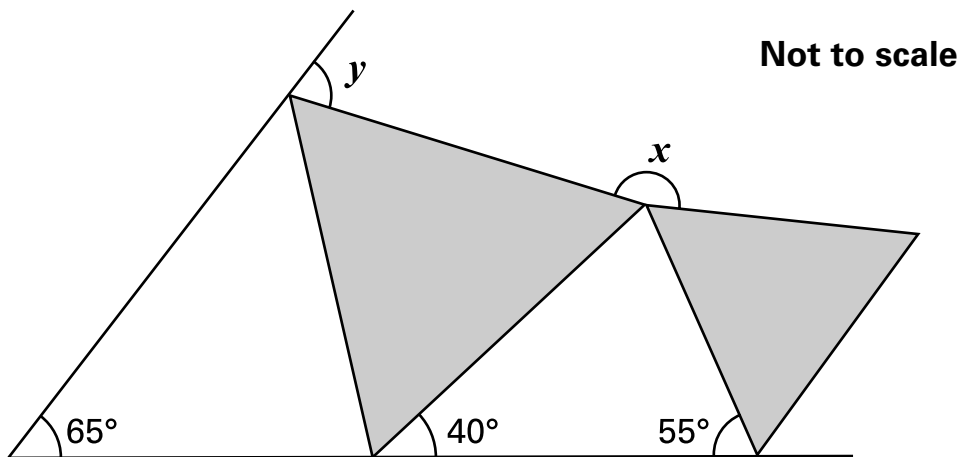
Estimate from the graph how many metres the rocket falls in the **last second** of its flight.



4b
1 mark

5

The diagram shows two shaded **equilateral** triangles.



Calculate the size of the **angle x** and **angle y**.

Do **not** use a protractor (angle measurer).



$x =$ °

$y =$ °

5a
1 mark

5b
1 mark

6

Find the value of u in this equation.

$$7 + 4u = 70 - 3u$$



Show your **method**.
You may get a mark.

6
2 marks

7



The population of the world is approximately **6200 million** people.

It is increasing by approximately **93 million people** each year.

Use this information to calculate the **percentage increase** in the population over a year.



Show your **method**.
You may get a mark.

%

7a
2 marks

Mike says,

'An increase of 93 million people each year is more than 170 people each minute'.

Show that he is correct.

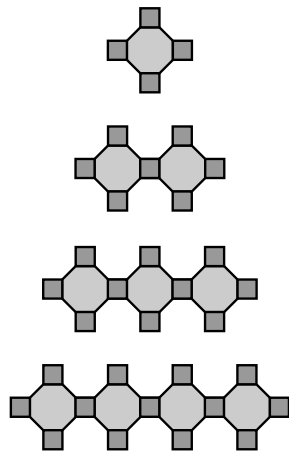


7b
2 marks



8


Here is a sequence of patterns made from **octagons** and **squares**.



	number of octagons (n)	number of squares (q)
	1	4
	2	7
	3	10
	4	13

The sequence continues.

How many **squares** will there be in the pattern that has **40 octagons**?




Show your **method**.
You may get a mark.

8a
2 marks

q represents the number of squares.

n represents the number of octagons.

What is the rule connecting **q** and **n**?



.....

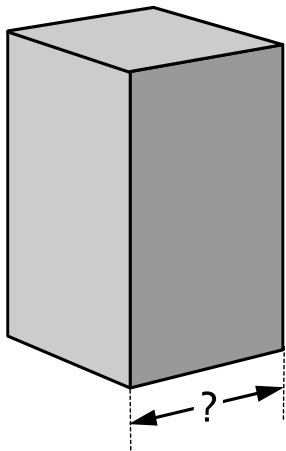
.....

.....

8b
1 mark

9

A cuboid has a **square base**.
 It is **twice as tall** as it is **wide**.
 Its volume is **250 cubic centimetres**.



Not actual size

Calculate the **width** of the cuboid.

Show your **method**.
 You may get a mark.

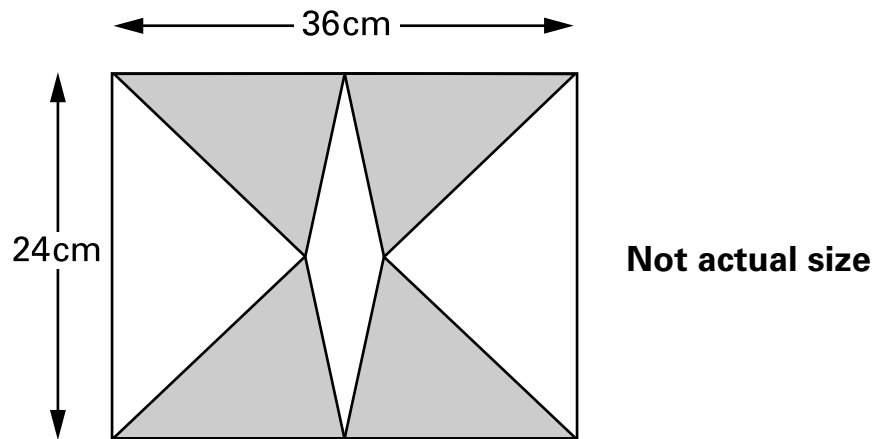
cm

9
2 marks



10

The diagram shows **4 identical shaded triangles** in a rectangle.



The rectangle measures **36 centimetres** by **24 centimetres**.

Calculate the **area** of **one shaded triangle**.

Show your method.
 You may get a mark.

cm^2

10

2 marks

11

P stands for a **multiple of 3**
 Q stands for a different **multiple of 3**

Tick (✓) each statement according to whether it is **always true, sometimes true or never true.**



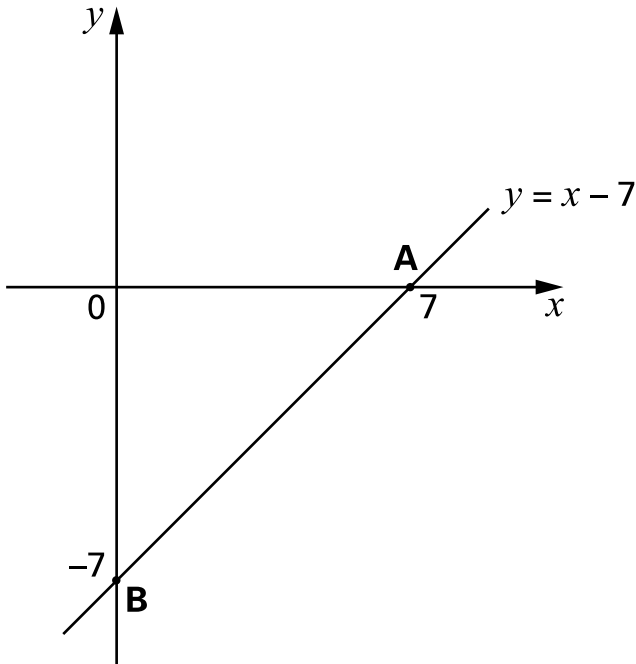
- The **sum** of P and Q is a **multiple of 6**
- The **difference** between P and Q is a **multiple of 3**
- The **product** of P and Q is a **multiple of 9**

	always true	sometimes true	never true
The sum of P and Q is a multiple of 6			
The difference between P and Q is a multiple of 3			
The product of P and Q is a multiple of 9			

11
2 marks

12

The diagram shows the graph of $y = x - 7$




Write the coordinates of one point on the line **between A and B.**

(,)

12
1 mark

13



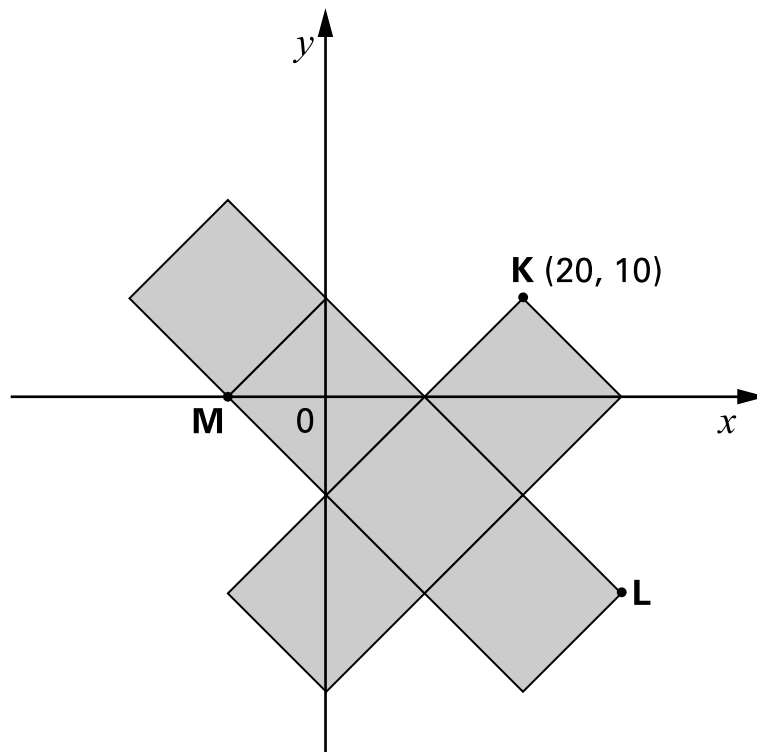
Carol counts the matches in **10** boxes.
 She works out that the **mean** number of matches in a box is **51**
 Here are her results for **9** boxes.

Number of matches in a box						
48	49	50	51	52	53	54
	✓	✓	✓	✓		✓
	✓	✓				✓
	✓					

Calculate how many matches are in the **10th** box.

Show your **method**.
 You may get a mark.

13
2 marks

14The diagram shows **6 shaded squares**.**K** is the point **(20, 10)**What are the coordinates of **L** and **M**?

L is

M is


14a

1 mark

14b

1 mark



15



In a survey, the **ratio** of the number of people who preferred **milk chocolate** to those who preferred **plain chocolate** was **5 : 3**

46 more people preferred milk chocolate, to plain chocolate.

How many people were in the survey?

 Show your **method**. You may get a mark. 

15
2 marks

[Blank page]

© **Qualifications and Curriculum Authority 2001**

QCA key stage 2 team, 83 Piccadilly, London W1J 8QA

Order refs:

QCA/01/702 (Pupil pack)

QCA/01/695 (Mark schemes pack)

00-6579/4