

2025 national curriculum tests

Key stage 1

Mathematics

Paper 2: reasoning

First name	
Middle name	
Last name	


Total marks	
-------------	--



Ajay



Amy



Ben



Kemi



Sam




Sita

Practice question

10

1

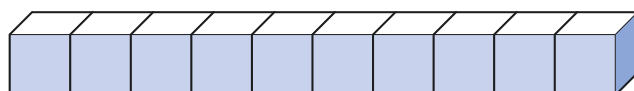
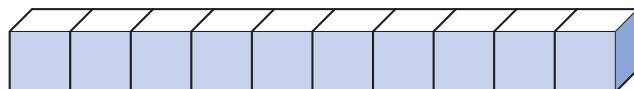


apples



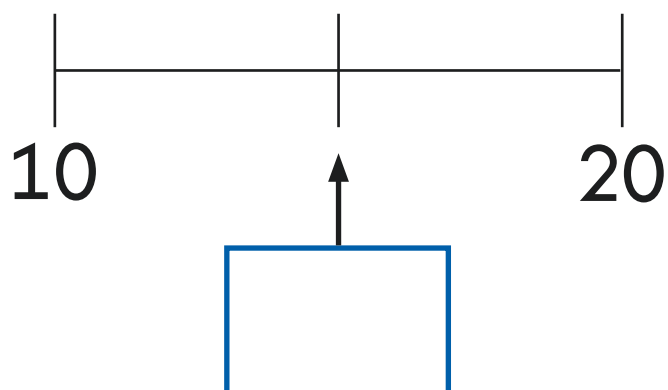
1 mark

2



1 mark

3



1 mark





4

2 3 4



1 mark

5



1 mark

- 6 Amy's number has **8 tens** and **7 ones**.


Write her number.



1 mark

- 7 Sam has **3** sheets of cat stickers.

Each sheet has **4** stickers.



How many stickers does Sam have **altogether**?

stickers



1 mark

8



Circle the card that shows Kemi's number.

30

13

3

31

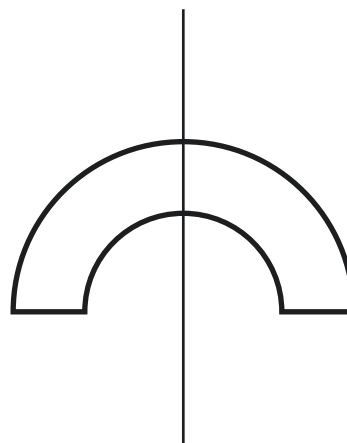
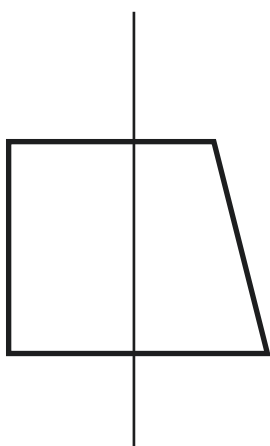
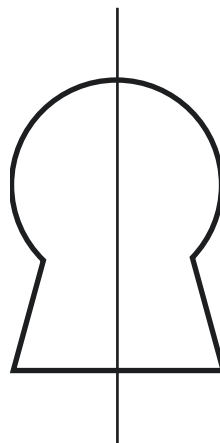



1 mark

9 Sita draws a line of symmetry on each of these shapes.

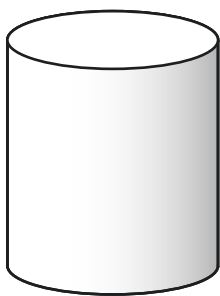
One of her lines of symmetry is **wrong**.

Draw a **cross** on the shape where the line of symmetry is **wrong**.




1 mark

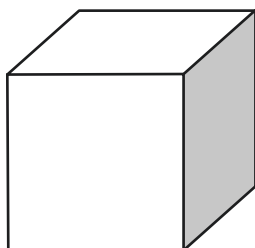
10 Tick the **two** shapes that have the **same** number of faces.



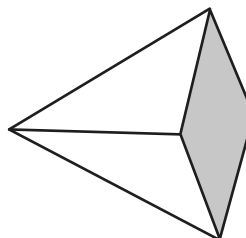
Cylinder



Cuboid



Cube



Square-based pyramid



1 mark

11 Draw **two** lines to match the times.

One is done for you.

1 week	7 days
	10 days
1 hour	30 minutes
	60 minutes
1 day	20 hours
	24 hours

1 mark

12 This picture shows $5 + 5 = 10$

10	
5	5

Here are two more pictures.

Write the missing numbers in the boxes.

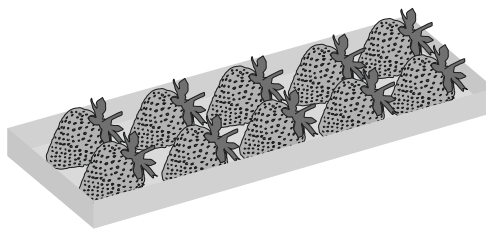
12	
9	

8	5

1 mark

13 There are **8** trays of strawberries.

Each tray has **10** strawberries.





How many strawberries are there **altogether**?







1 mark

14 Ajay gets stickers for good work.

 = 1 point

 = 3 points

Complete the table to show how many points Ajay has **altogether**.

	Stickers	Number of points
Ajay	   	



1 mark

- 15** Write a digit in each box to complete the number sentence.

$$\square + 7 + \square = 15$$



1 mark

- 16** Kemi has **20** seeds.

She gives some to Ben.

Kemi has **8** seeds left.

How many seeds does Kemi give to Ben?



seeds



1 mark

17 These pairs of numbers add to **20**

Write numbers in the boxes to complete the number pairs.

The first one is done for you.

<div>11</div>	<div>9</div>
<div>15</div>	
	<div>4</div>



1 mark

- 18 This bottle holds **half a litre** of water.



How many of these bottles make **one litre**?

bottles

1 mark

- 19 Amy sorts shapes into a table.


Put a cross on the shape that is in the **wrong** place.

4 vertices or fewer	5 vertices or more

1 mark

20 Ben has **eleven £2** coins.

How much money does Ben have?



£



1 mark

21

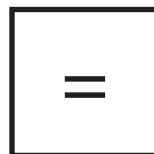


Tick **all** the amounts that can be made using **only** 5p coins.



1 mark

22

Here are some symbols.



Use two of the symbols to complete this number sentence.

$$12 \quad \square \quad 5 \quad \square \quad 7$$

Now use two of the symbols to complete this number sentence in a **different** way.

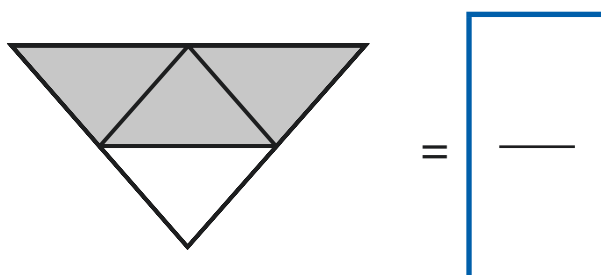
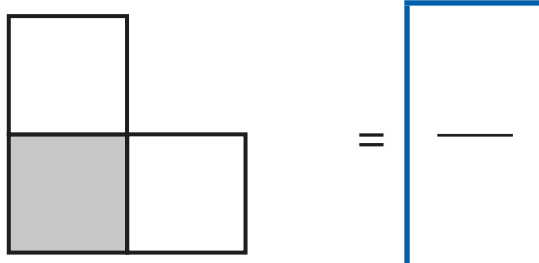
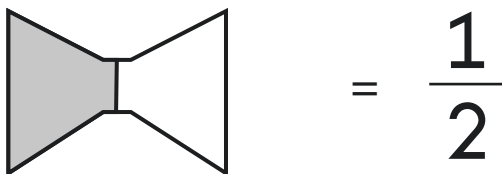
$$12 \quad \square \quad 5 \quad \square \quad 7$$



1 mark

23 What fraction of each shape is shaded?

One is done for you.



1 mark

24 Amy has **75p**.


Ben gives Amy **three** 5p coins.

How much money does Amy have now?



1 mark

25 This train has **93** people on board.



At the station **21** people get off.

Then **9** people get on.

How many people are on the train now?

Show
your
working

people



2 marks

26

Here is a number sentence:

$$12 + 7 = 19$$

Circle the **two** calculations below that can be used to check if the number sentence is correct.

$$19 - 12$$

$$19 + 12$$

$$19 + 7$$

$$19 - 7$$



1 mark

27 Only **one** statement is correct.

Tick it.

3cm > 3m ☐

3kg > 3g ☐

3ml > 3l ☐

3p > £3 ☐



1 mark

28


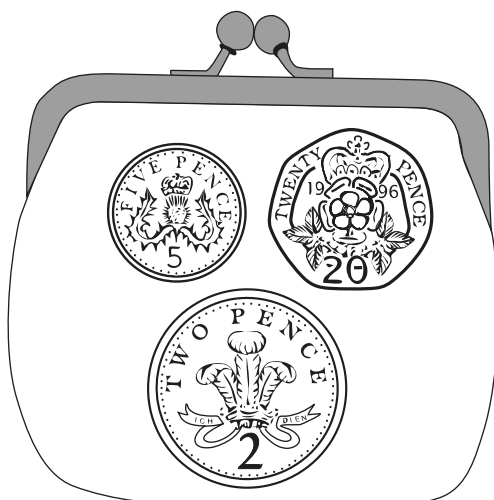

Kemi buys a banana for **23p**.



She pays with a **50p** coin.



Tick the purse that shows how much change Kemi gets.




1 mark

29 A puzzle has **40** pieces.

Ben places **6** pieces into the puzzle.

Amy places **19** pieces into the puzzle.



How many pieces are **left** to finish the puzzle?

Show
your
working





pieces



2 marks


30

The clocks below show the time each class went to lunch.

Class A**Class B****Class C****Class D**

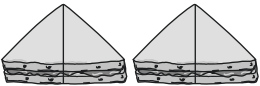
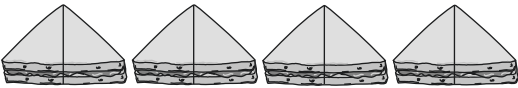
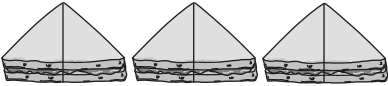
Put the classes in the order they go to lunch, starting from **first** to **last**.

One is done for you.

**first****last**

1 mark

31

Sandwich	Number of sandwiches
tuna	
cheese	
egg	



stands for 2 sandwiches

Tick the list that shows the correct number of sandwiches in the chart.

☐

2 tuna
4 cheese
3 egg

☐

2 tuna
2 cheese
3 egg

☐

4 tuna
7 cheese
6 egg

☐

4 tuna
8 cheese
6 egg



1 mark

32

Circle **two** numbers that add together to make **70**

27

35

37

43

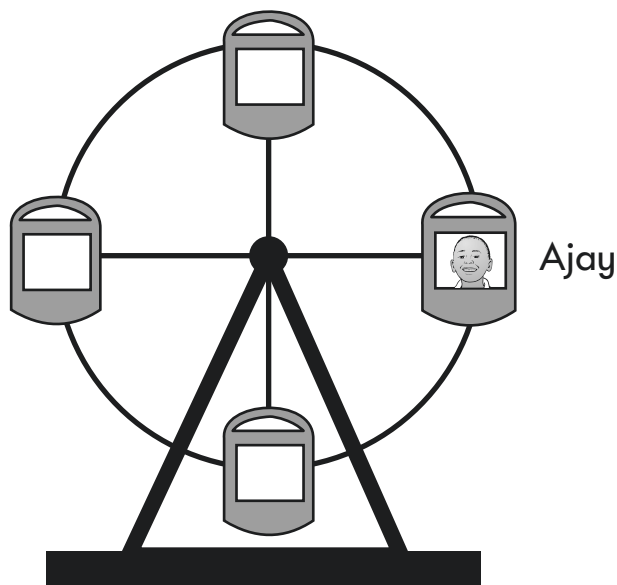
45



1 mark

33 Ajay is on the big wheel.

It is turning in a **clockwise** direction.



When Ajay reaches the top, how much has the big wheel turned?

Tick your answer.

Tick **one**.

quarter turn

☐

half turn

☐

three-quarter turn

☐

full turn

☐

1 mark

End of test



Standards
& Testing
Agency

Key stage 1 mathematics Paper 2: reasoning
Product code: STA/25/8908/e ISBN: 978-1-83507-260-8

For more copies

This document can be downloaded from www.primaryassessmentgateway.education.gov.uk during May 2025, or afterwards from www.gov.uk/government/collections/national-curriculum-assessments-past-test-materials.

© Crown copyright

The materials in this booklet are Crown copyright. You may re-use them (not including logos) free of charge in any format or medium in accordance with the terms of the Open Government Licence v3.0, which can be found on the National Archives website and accessed via the following link: www.nationalarchives.gov.uk/doc/open-government-licence.



If you have any queries regarding these test materials, please contact the national curriculum assessments helpline on 0300 303 3013 or email assessments@education.gov.uk.