

2026 national curriculum tests

Key stage 2

Mathematics

Braille transcript of Paper 3: reasoning



**Standards
& Testing
Agency**

Transcription of the Braille Version

[braille page 1]

On your paper write:

Your first name

Your last name

Your date of birth

Your school name

Instructions

You must NOT use a calculator to answer any questions in this test.

You have 40 minutes to complete this test, plus your additional time allowance.

Follow the instructions for each question.

Work as quickly and as carefully as you can.

Some questions say: "Show your method." For these questions, you may get a mark for showing your method.

If you cannot do a question, go on to the next one. You can come back to it later, if you have time.

If you finish before the end, go back and check your work.

The questions are on different types of paper and diagrams are on opposite pages.

Make sure you read everything carefully.

_____ has been used in some questions to indicate a missing number.

.....

Test administration guidance

Note to test administrator:

Please write the school DfE number on the pupil's braille script.

If you are acting as a scribe for a brailist, write the pupil's answers on a sheet of plain or lined paper and attach the braille diagrams showing the pupil's work.

[braille page 2]

1. Look at the list of five numbers below.
They are labelled P, Q, R, S and T.
Write the letters of all the numbers that are greater than 1.05

P. 1.03

Q. 1.2

R. 0.95

S. 1.51

T. 0.15

2. The table below shows the times that some children wake up one morning.

Name	Time
Ken.....	7:08
Jacob.....	7:45
Stefan.....	7:37
Marie.....	7:23
Lara.....	6:30

''''''''''''''

How much later does Jacob wake up than Lara?

[braille page 3]

3. Below are some temperatures recorded in New Zealand in July.

Auckland 11°C

Wellington 7°C

Christchurch 5°C

Queenstown -2°C

a) What is the difference between the temperatures in Auckland and Queenstown?
_____ °C

b) The temperature in Christchurch falls by 6 degrees.
What is the new temperature?
_____ °C

Test administration guidance

3. Encourage the pupil to braille a before the answer to part a and b before the answer to part b.

[braille page 4]

4. In this question _ stands for a missing digit.
Look at the sum below.
Write the missing digits to make this subtraction correct.

$$7_8 - 16_ = 546$$

.....

5. Adam buys 6 apples and 7 peaches.
Apples are 28p each.
Peaches are 32p each.
How much does he pay?
Show your method.
£_____
-

6. Look at the four numbers below.

$$\frac{15}{8} \quad 1\frac{3}{8} \quad \frac{9}{8} \quad 1\frac{5}{8}$$

Write these numbers in order, starting with the least.

.....

[braille page 5]

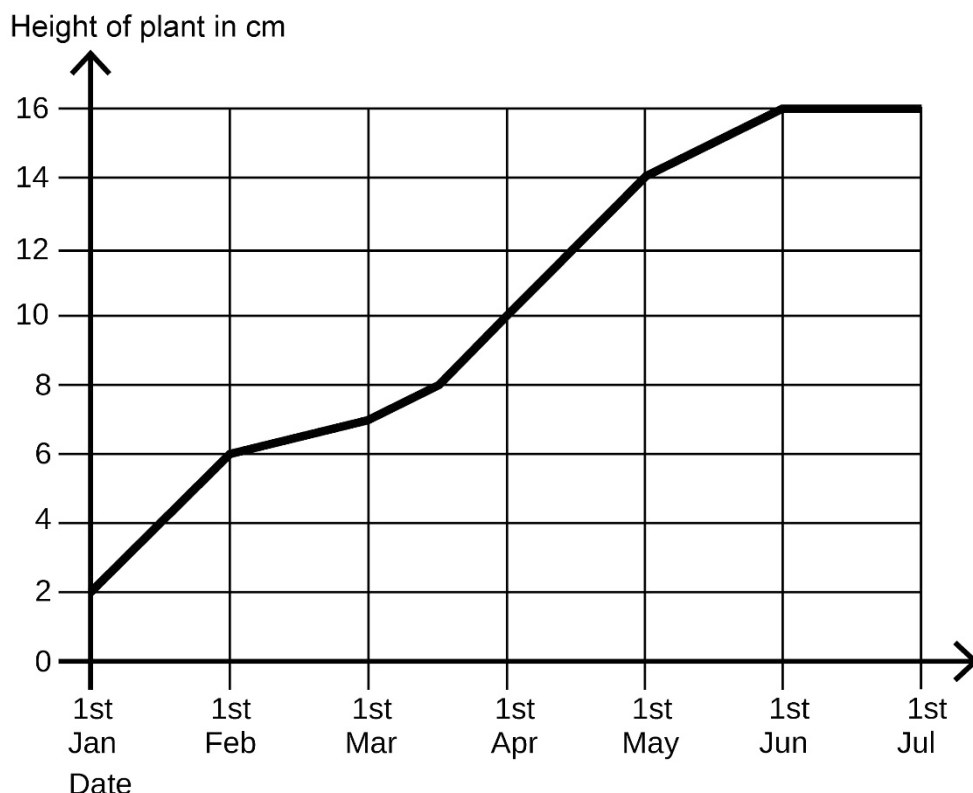
7. Dev chooses a one-digit number.
He multiplies his number by 6
The tens digit of his answer is 5
What was the one-digit number he chose?
-

Test administration guidance

4. You may explain to the pupil that in this question _ stands for a missing digit, i.e. 7_8 is brailled #7_8 and 16_ is brailled #16_

[braille page 6, facing page 7]

Diagram for Question 8

**[braille page 7]**

8. Look at the graph on the opposite page. It shows the height of a growing plant.

a) How much did the plant grow between 1st January and 1st May?
 ____ cm

b) During which month did the plant reach half of its final height?

9. Olivia says, 3.7 rounded to the nearest whole number is 3
 Explain why Olivia is not correct.

10. Look at the four numbers below.

16 17 25 28

Write the two numbers that have the total nearest to 40

Test administration guidance

8. Ensure the pupil finds the graph on the opposite page.
Encourage the pupil to braille a before the answer to part a and b before the answer to part b.

[braille page 8]

11. John packs boxes of toys to sell in his shop.
He packs 46 large boxes, 62 medium boxes and 70 small boxes.

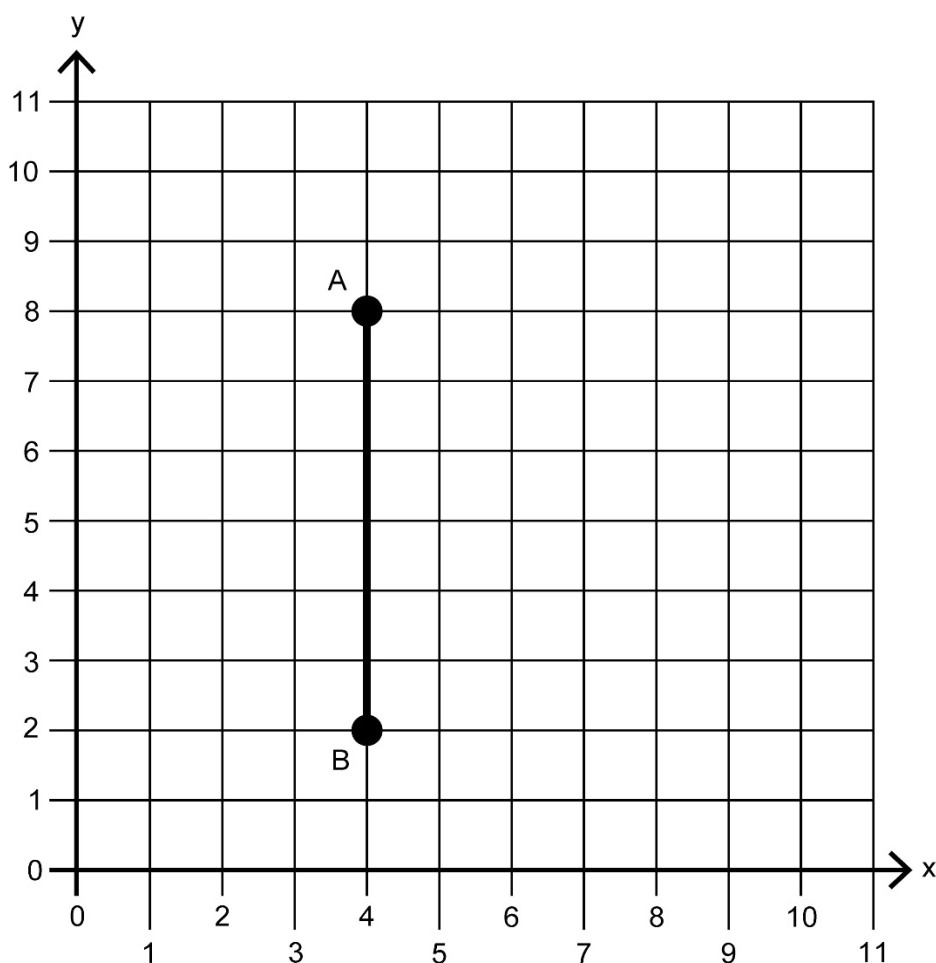
A large box has 14 toys
A medium box has 10 toys
A small box has 6 toys

How many toys does John pack altogether?
Show your method.

.....

[braille page 9, facing page 10]

Diagram for Question 12

**[braille page 10]**

12. Look at the graph on the opposite page. It shows points A and B on a coordinate grid.
- Write the coordinates of point B.
 - Triangle ABC is a right-angled triangle.
Point C is not shown.
Two sides of the triangle are equal in length.
Mark on the grid where point C could be.
-

Test administration guidance

12. Ensure the pupil finds the graph on the opposite page. A separate copy of the diagram on thermoform and two film copies are provided.

You may mount the separate diagram on a board so that the pupil can use pins and bands or other tactile aids. You should then transcribe the pupil's work on the spare copy of the diagram.

No tactile aids (i.e. 'blobs', sticky tack, wikkisticks) should be sent with the pupil's braille script.

Encourage the pupil to braille a before the answer to part a and b before the answer to part b.

[braille page 11]

13. Ally has two boxes.
Box B is three times heavier than Box A.
The total mass of the boxes is 600 grams.
What is the mass of each box?

Box A = ____ g

Box B = ____ g

.....

14. The number sentence below can be completed in different ways.
Show one way to complete it.
Write a different whole number for each missing value.

$$126 \div \underline{\hspace{1cm}} = \underline{\hspace{1cm}} \times 7$$

.....

[braille page 12]

15. A machine in a bakery makes 1250 loaves of bread in one hour.
The machine runs for 8 hours in one day.
The loaves of bread are packed into boxes of 40
How many boxes are filled in one day?
Show your method.
____ boxes
-

16. Look at the list of three digits below.

6 3 2

You can use each digit more than once.
Use the digits to make:

a) a prime number ____

b) a square number ____

c) a multiple of 7 ____

.....

Test administration guidance

16. Encourage the pupil to braille a before the answer to part a, b before the answer to part b and c before the answer to part c.

[braille page 13]

17. Look at the list of five number sentences below.
They are labelled P, Q, R, S and T.
Write the letters of all the number sentences that are correct.

P. $\frac{1}{2} = 0.5$

Q. $\frac{2}{5} = 0.2$

R. $\frac{7}{10} = 0.07$

S. $\frac{9}{20} = 0.45$

T. $\frac{27}{100} = 0.27$

.....

[braille page 14]

18. Layla is saving to buy a game.
It costs £60
For every £4 that Layla saves, her mum gives her £1
How much must Layla save to reach her target?
Show your method.
£_____
-

[braille page 15]

19. Look at the list of five letters below. P and Q stand for two different whole numbers.

P P P Q Q

The sum of all of the letters is 35

- a) Give one pair of possible values for P and Q.

P = _____

Q = _____

- b) Now write a different pair of values for P and Q.

P = _____

Q = _____

.....

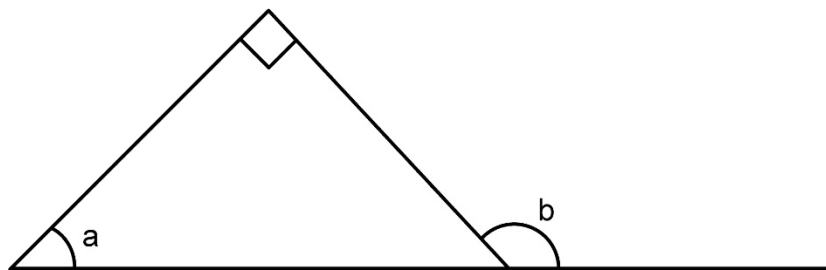
Test administration guidance

19. Encourage the pupil to braille a before the answer to part a and b before the answer to part b.

[braille page 16, facing page 17]

Diagram for Question 20

Not to scale



[braille page 17]

20. Look at the diagram on the opposite page. It shows an isosceles triangle. What are the sizes of angles a and b ?

a is _____ $^{\circ}$

b is _____ $^{\circ}$

.....

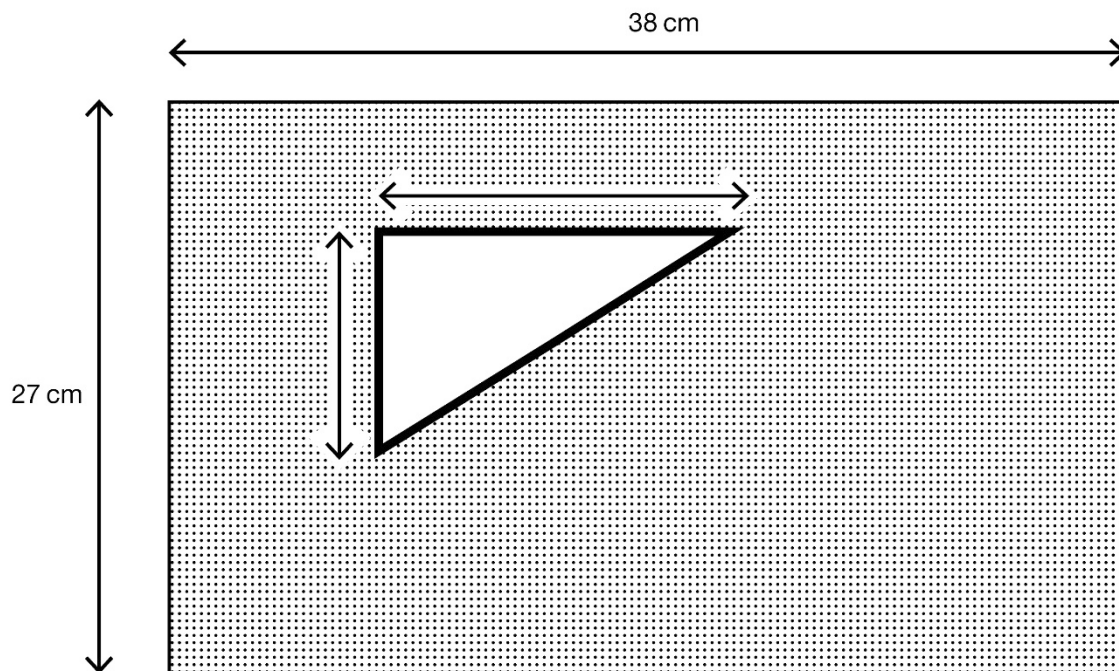
Test administration guidance

20. Ensure the pupil finds the diagram on the opposite page.

[braille page 18, facing page 19]

Diagram for Question 21

Not actual size



[braille page 19]

21. Look at the diagram on the opposite page.
 It shows a triangle inside a rectangle.
 The triangle has a height of 8 cm and a width of 13 cm.
 The rectangle has a height of 27 cm and a width of 38 cm.
 What is the area of the shaded section?
 Show your method.
 _____ cm²

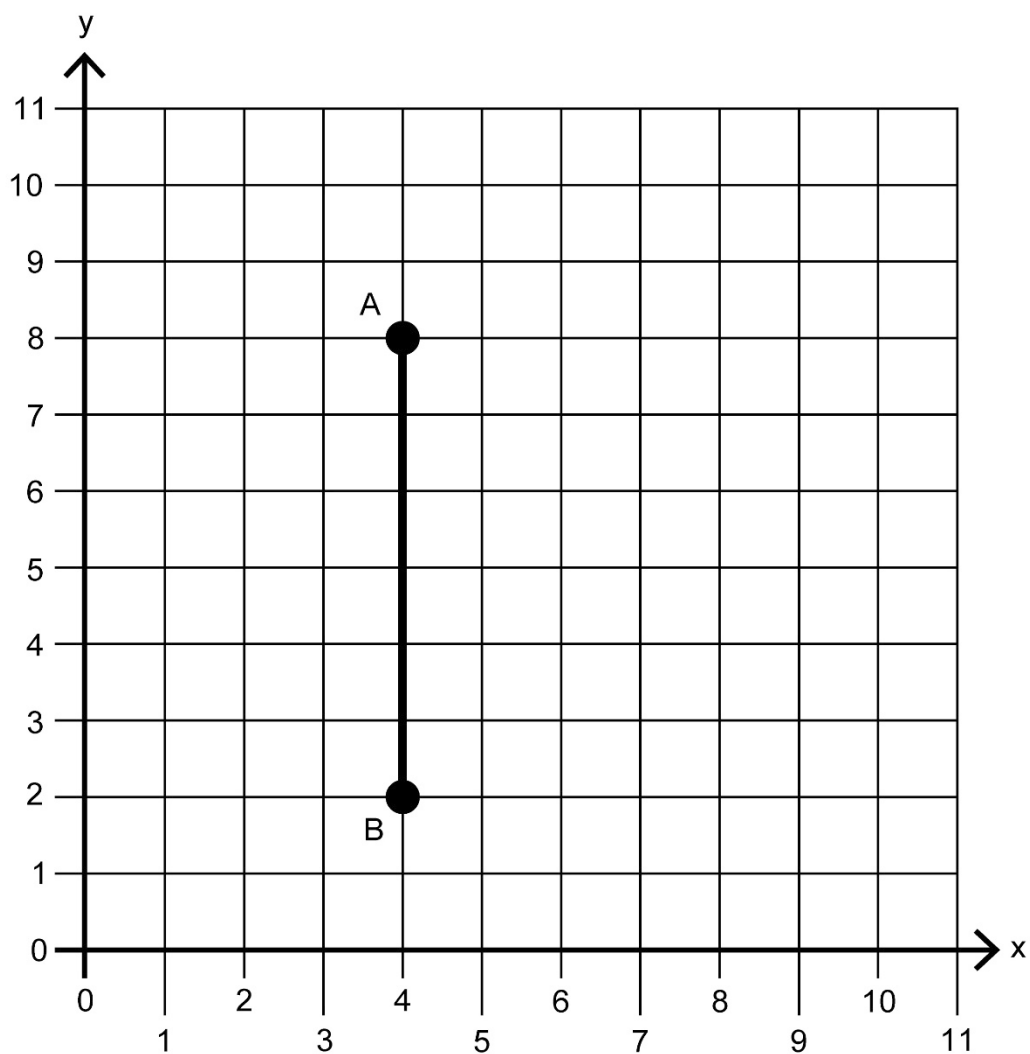
.....

END OF TEST

Test administration guidance

21. Ensure the pupil finds the diagram on the opposite page.

Diagram and film copies for Question 12



[BLANK PAGE]

This page is intentionally blank.

[BLANK PAGE]

This page is intentionally blank.

[BLANK PAGE]

This page is intentionally blank.



Standards
& Testing
Agency

Key stage 2 mathematics
Braille transcript for Paper 3: reasoning

Print version product code: STA/26/9019/BTp ISBN: 978-1-83507-530-2
Electronic PDF version product code: STA/26/9019/BTe ISBN: 978-1-83507-542-5

For more copies

Additional copies of this braille print test paper can be ordered by contacting the national curriculum helpline on 0300 303 3013. After the test window, a transcript can be downloaded from www.gov.uk/government/collections/national-curriculum-assessments-past-test-materials.

© Crown copyright

The materials in this booklet are Crown copyright. You may re-use them (not including logos) free of charge in any format or medium in accordance with the terms of the Open Government Licence v3.0, which can be found on the National Archives website and accessed via the following link:
www.nationalarchives.gov.uk/doc/open-government-licence.



If you have any queries regarding these test materials, contact the national curriculum assessments helpline on 0300 303 3013 or email assessments@education.gov.uk.