

2026 national curriculum tests

Key stage 2

English grammar, punctuation and spelling test mark schemes

Paper 1: questions

Paper 2: spelling



**Standards
& Testing
Agency**

Contents

1. Introduction	3
2. Structure of the test	3
3. Content domain coverage	3
4. Paper 1: questions	4
4.1 Content domain coverage for Paper 1: questions	4
4.2 General marking guidance for Paper 1: questions	6
4.3 Explanation of the mark schemes for Paper 1: questions	8
5. Mark schemes for Paper 1: questions	9
6. Paper 2: spelling	17
6.1 Content domain coverage for Paper 2: spelling	17
6.2 General marking guidance for Paper 2: spelling	17
6.3 Pupil version of Paper 2: spelling	17
7. Mark schemes for Paper 2: spelling	18

1. Introduction

The Standards and Testing Agency (STA) is responsible for the development and delivery of key stage 1 and 2 statutory and optional tests. STA is an executive agency of the Department for Education.

The 2026 tests assess the national curriculum. This test has been developed to meet the specification set out in the [test framework](#)¹ for English grammar, punctuation and spelling at key stage 2.

A new test and new mark schemes will be produced each year.

Key stage 2 tests are marked by external markers, who receive training to ensure the mark schemes are applied consistently and fairly. The mark schemes are provided to show teachers how the tests are marked. The pupil examples are based on responses gathered from the test trialling process.

Scaled score conversion tables are not included in this document. Conversion tables will be produced as part of the standards maintenance process. [Scaled score conversion tables](#)² for the 2026 tests will be published in July 2026. The standards confirmation meeting will take place in July 2026.

2. Structure of the test

The key stage 2 English grammar, punctuation and spelling test comprises:

- Paper 1: questions (50 marks)
- Paper 2: spelling (20 marks)

3. Content domain coverage

The 2026 test meets the specification in the test framework. Tables 1 and 3 set out the areas of the content domain that are assessed in Paper 1 and Paper 2.

¹ www.gov.uk/government/publications/key-stage-2-english-grammar-punctuation-and-spelling-test-framework

² www.gov.uk/guidance/scaled-scores-at-key-stage-2

4. Paper 1: questions

4.1 Content domain coverage for Paper 1: questions

Table 1 sets out the content domain coverage for questions in Paper 1. Information relating to the codes in Table 1 can be found in the key stage 2 English grammar, punctuation and spelling test framework.

Table 1: Content domain coverage for questions in Paper 1

	G1	G2	G3	G4	G5	G6	G7
Qu.	Grammatical terms or word classes	Functions of sentences	Combining words, phrases and clauses	Verb forms, tense and consistency	Punctuation	Vocabulary	Standard English and formality
1					1		
2							1
3						1	
4					1		
5					1		
6							1
7					1		
8						1	
9					1		
10						1	
11							1
12					1		
13				1			
14					1		
15				1			
16			1				
17		1					
18	1						
19				1			
20						1	
21				1			
22	1						

Key stage 2 English grammar, punctuation and spelling test mark schemes

	G1	G2	G3	G4	G5	G6	G7
Qu.	Grammatical terms or word classes	Functions of sentences	Combining words, phrases and clauses	Verb forms, tense and consistency	Punctuation	Vocabulary	Standard English and formality
23	1						
24					1		
25				1			
26			1				
27					1		
28					1		
29	1						
30					1		
31						1	
32	1						
33					1		
34			1				
35					1		
36		1					
37	1						
38					1		
39	1						
40					1		
41				1			
42	1						
43			1				
44				1			
45				1			
46	1						
47		1					
48			1				
49	1						
50	1						

4.2 General marking guidance for Paper 1: questions

To ensure consistency of marking, the most frequent procedural queries are listed in Table 2, along with the action the marker will take.

Recording marks awarded

Marking takes place on screen, with markers viewing scanned images of pupils' responses. Marks are entered into the marking system in accordance with the guidance for the on-screen marking software.

For each question, markers record the award of 1 or 0 marks as appropriate, according to the mark scheme criteria. There is provision in the software to record questions not attempted. The software aggregates marks automatically.

The following guidance applies to all questions in Paper 1.

Table 2: General marking principles for Paper 1

Question type	Accept	Do not accept
Tick boxes and tables	<ul style="list-style-type: none"> any unambiguous indication of the correct answer, for example: <ul style="list-style-type: none"> the box is crossed rather than ticked the correct answer is circled rather than ticked 	<ul style="list-style-type: none"> answers in which more than the required number of boxes have been ticked
Circling or underlining of the answer	<ul style="list-style-type: none"> any unambiguous indication of the correct answer, such as the answer being enclosed within a box 	<ul style="list-style-type: none"> answers in which more than the required number of words have been circled or underlined answers in which the correct answer is circled or underlined, together with any surrounding words
Drawing lines to 'match' boxes	<ul style="list-style-type: none"> lines that do not touch the boxes, provided the intention is clear 	<ul style="list-style-type: none"> multiple lines drawn to or from the same box (unless this is a question requirement)
Labelling	<ul style="list-style-type: none"> clear labels, whether they use the full vocabulary required by the question or an unambiguous abbreviation, for example, 'V' for 'verb' 	<ul style="list-style-type: none"> ambiguity in labelling, for example, the use of 'AD' or 'A' where a distinction is required between 'adjective' and 'adverb'

Key stage 2 English grammar, punctuation and spelling test mark schemes

Question type	Accept	Do not accept
Punctuation	<ul style="list-style-type: none"> correctly formed punctuation that is clear, unambiguous and recognisable as the required punctuation mark 	<ul style="list-style-type: none"> punctuation that is ambiguous, for example, if it is unclear whether the mark is a comma or full stop
Sentences and capital letters	<ul style="list-style-type: none"> a sentence that has an initial capital letter and an appropriate punctuation mark indicating the end of the sentence capital letters that are clear and unambiguous <p>Where letters do not have unique capital letter forms, the height of the capital letter will be equal to, or greater than, that of letters with ascenders.</p>	<ul style="list-style-type: none"> answers in which capital letters are omitted or placed inappropriately in a sentence, or where an entire word is capitalised
Spelling	<ul style="list-style-type: none"> incorrect spellings of the correct response if no specific mark scheme guidance is given 	<ul style="list-style-type: none"> incorrect spellings of answers for which the mark scheme requires correct spelling <p>Correct spelling is required for the award of the mark for the majority of questions in Paper 1, especially for questions assessing contracted forms, verb forms, plurals, prefixes and suffixes.</p>

Key stage 2 English grammar, punctuation and spelling test mark schemes

Question type	Accept	Do not accept
Answers outside the expected space	<ul style="list-style-type: none"> a correct answer given somewhere other than the answer space, provided it is not contradicted by another answer written elsewhere correct answers that are written in the 'blank' within a question, rather than in the expected space below it correct answers in which the pupil has written out a word or sentence that is already provided 	<ul style="list-style-type: none"> answers that are given outside the expected space and contradicted by another answer written elsewhere
More than one answer given	<ul style="list-style-type: none"> multiple answers that are all correct according to the mark scheme 	<ul style="list-style-type: none"> responses where both correct and incorrect answers are given
Handwriting	<ul style="list-style-type: none"> answers that are clear, unambiguous and recognisable, including letters that have been reversed, but which are still clearly identifiable to the marker 	<ul style="list-style-type: none"> answers that are unclear or ambiguous
Crossed-out answers	<ul style="list-style-type: none"> correct answers that replace a crossed-out attempt 	<ul style="list-style-type: none"> crossed-out answers

4.3 Explanation of the mark schemes for Paper 1: questions

The mark schemes contain the following information for each question:

- the question number
- what is required to answer each question - either a correct answer or examples of different types of creditworthy response
- how many marks are available for the question
- any additional guidance that may be relevant
- the content domain reference

5. Mark schemes for Paper 1: questions

Qu.	Requirement	Mark
1 G5.3 G2.2	<div><div><input type="checkbox"/></div><div>Will Orla buy tickets for all of us <input checked="" type="checkbox"/></div><div><input type="checkbox"/></div><div><input type="checkbox"/></div></div>	1m
2 G7.3	<div><div><input type="checkbox"/></div><div><input type="checkbox"/></div><div><input type="checkbox"/></div><div>Please be seated. <input checked="" type="checkbox"/></div></div>	1m
3 G6.3	<div><div>Award 1 mark for all four matched correctly.</div><div><div><div>Word</div><div>develop</div><div>outrage</div><div>weak</div><div>power</div></div><div><div>Suffix</div><div>ness</div><div>less</div><div>ment</div><div>ous</div></div></div></div>	1m
4 G5.9	<div><div><input type="checkbox"/></div><div>Flo – my youngest sister – is in year three. <input checked="" type="checkbox"/></div><div><input type="checkbox"/></div><div><input type="checkbox"/></div></div>	1m
5 G5.10	<div><div><div><input type="checkbox"/></div><div><input type="checkbox"/></div><div><input type="checkbox"/></div><div>Plants cannot live without these three things: light, water and nutrients. <input checked="" type="checkbox"/></div></div></div>	1m

Key stage 2 English grammar, punctuation and spelling test mark schemes

Qu.	Requirement	Mark															
6 G7.1	<div style="display: flex; justify-content: space-between; align-items: center;"> <div>I am not as good at them tricks as Jay is.</div> <div> <input type="checkbox"/> <input type="checkbox"/> <input checked="" type="checkbox"/> <input type="checkbox"/> </div> </div>	1m															
7 G5.4	<div style="display: flex; justify-content: space-between; align-items: center;"> <div>Look at that horse!</div> <div> <input type="checkbox"/> <input checked="" type="checkbox"/> <input type="checkbox"/> <input type="checkbox"/> </div> </div>	1m															
8 G6.1	<div style="display: flex; justify-content: space-between; align-items: center;"> <div>obvious</div> <div> <input type="checkbox"/> <input type="checkbox"/> <input type="checkbox"/> <input checked="" type="checkbox"/> </div> </div>	1m															
9 G5.6b	<div style="display: flex; justify-content: space-between; align-items: center;"> <div>According to the weather forecast, it will be sunny this afternoon.</div> <div> <input checked="" type="checkbox"/> <input type="checkbox"/> <input type="checkbox"/> <input type="checkbox"/> </div> </div>	1m															
10 G6.1	<p>Award 1 mark for all four matched correctly.</p> <table style="width: 100%; border-collapse: collapse;"> <thead> <tr> <th style="text-align: center; width: 50%;">Word</th><th style="width: 10%;"></th><th style="text-align: center; width: 40%;">Synonym</th></tr> </thead> <tbody> <tr> <td style="border: 1px solid black; padding: 5px; text-align: center;">vast</td><td style="text-align: center;">•</td><td style="border: 1px solid black; padding: 5px; text-align: center;">nasty</td></tr> <tr> <td style="border: 1px solid black; padding: 5px; text-align: center;">unpleasant</td><td style="text-align: center;">•</td><td style="border: 1px solid black; padding: 5px; text-align: center;">small</td></tr> <tr> <td style="border: 1px solid black; padding: 5px; text-align: center;">agreeable</td><td style="text-align: center;">•</td><td style="border: 1px solid black; padding: 5px; text-align: center;">enormous</td></tr> <tr> <td style="border: 1px solid black; padding: 5px; text-align: center;">tiny</td><td style="text-align: center;">•</td><td style="border: 1px solid black; padding: 5px; text-align: center;">pleasant</td></tr> </tbody> </table>	Word		Synonym	vast	•	nasty	unpleasant	•	small	agreeable	•	enormous	tiny	•	pleasant	1m
Word		Synonym															
vast	•	nasty															
unpleasant	•	small															
agreeable	•	enormous															
tiny	•	pleasant															
11 G7.2	<p>Award 1 mark for all four correctly circled.</p> <p>We are writing to ask / <u>(request)</u> that you <u>(consider)</u> / think about using some of the <u>(proceeds)</u> / money from the school fair to buy / <u>(purchase)</u> a wooden bench for the playground.</p>	1m															











Key stage 2 English grammar, punctuation and spelling test mark schemes

Qu.	Requirement	Mark																
12 G5.9	Award 1 mark for a pair of brackets correctly inserted. Pepper (a black cat from York) hid in the back of his owner's car for a whole night.	1m																
13 G4.2	When you <u>use</u> watercolour paints, it <u>is</u> important that you <u>begin</u> with <div style="display: flex; justify-content: space-around; align-items: center;"><div style="text-align: center;">↑ <div style="border: 1px solid black; width: 30px; height: 30px; margin: 0 auto;"></div></div><div style="text-align: center;">↑ <div style="border: 1px solid black; width: 30px; height: 30px; margin: 0 auto;"></div></div><div style="text-align: center;">↑ <div style="border: 1px solid black; width: 30px; height: 30px; margin: 0 auto;"></div></div></div> lighter shades and <u>built</u> up colour gradually. <div style="text-align: center;">↑ <div style="border: 1px solid black; width: 30px; height: 30px; margin: 0 auto; display: flex; align-items: center; justify-content: center;"><div style="font-size: 10px;">✓</div></div></div>	1m																
14 G5.9 G3.4	Award 1 mark for a pair of commas correctly inserted. She decided, although she was feeling tired, that she would still go to Rita's party.	1m																
15 G4.1c	Award 1 mark for a response explaining how the modal verb changes the degree of possibility, for example: <ul style="list-style-type: none">• <i>It shows that it is not certain that they will walk home from the station.</i>• <i>It's showing that they may or may not walk home from the station.</i>• <i>It's not guaranteed that they will walk.</i>• <i>In number one they definitely will walk home from the station but in number 2 they might not.</i>• <i>It changes it from a certainty to a possibility.</i> There are no spelling or punctuation requirements for this question.	1m																
16 G3.4 G3.1	<div style="display: flex; align-items: center;"><div style="margin-right: 10px;">a subordinate clause</div><div style="display: flex; flex-direction: column; gap: 5px;"><div style="border: 1px solid black; width: 20px; height: 20px;"></div><div style="border: 1px solid black; width: 20px; height: 20px; display: flex; align-items: center; justify-content: center;"><div style="font-size: 8px;">✓</div></div><div style="border: 1px solid black; width: 20px; height: 20px;"></div><div style="border: 1px solid black; width: 20px; height: 20px;"></div></div></div>	1m																
17 G2.3 G2.1 G2.4	<table border="1" style="width: 100%; border-collapse: collapse;"><thead><tr><th style="padding: 5px;">Sentence</th><th style="padding: 5px;">Statement</th><th style="padding: 5px;">Command</th><th style="padding: 5px;">Exclamation</th></tr></thead><tbody><tr><td style="padding: 5px;">How I hate tidying my bedroom</td><td></td><td></td><td style="text-align: center; padding: 5px;">✓</td></tr><tr><td style="padding: 5px;">Your bedroom is always neat and tidy</td><td style="text-align: center; padding: 5px;">✓</td><td></td><td></td></tr><tr><td style="padding: 5px;">Before we go out on our bikes, help me tidy my bedroom</td><td></td><td style="text-align: center; padding: 5px;">✓</td><td></td></tr></tbody></table>	Sentence	Statement	Command	Exclamation	How I hate tidying my bedroom			✓	Your bedroom is always neat and tidy	✓			Before we go out on our bikes, help me tidy my bedroom		✓		1m
Sentence	Statement	Command	Exclamation															
How I hate tidying my bedroom			✓															
Your bedroom is always neat and tidy	✓																	
Before we go out on our bikes, help me tidy my bedroom		✓																

Key stage 2 English grammar, punctuation and spelling test mark schemes

Qu.	Requirement	Mark															
18 G1.4	Award 1 mark for the correct word circled. Salma decided to cook dinner <u>while</u> her mum enjoyed a rest after a tiring day at work.	1m															
19 G4.1d	<div style="text-align: center;"> <input type="checkbox"/> <input type="checkbox"/> What were you doing? <input checked="" type="checkbox"/> <input type="checkbox"/> </div>	1m															
20 G6.2 G6.1	Award 1 mark for all four matched correctly. <table style="width: 100%; border-collapse: collapse;"> <thead> <tr> <th style="text-align: center; width: 50%;">Prefix</th><th style="width: 10%;"></th><th style="text-align: center; width: 50%;">Word</th></tr> </thead> <tbody> <tr> <td style="border: 1px solid black; text-align: center; padding: 5px;">im</td><td style="text-align: center;">•</td><td style="border: 1px solid black; text-align: center; padding: 5px;">direct</td></tr> <tr> <td style="border: 1px solid black; text-align: center; padding: 5px;">in</td><td style="text-align: center;">•</td><td style="border: 1px solid black; text-align: center; padding: 5px;">loyal</td></tr> <tr> <td style="border: 1px solid black; text-align: center; padding: 5px;">dis</td><td style="text-align: center;">•</td><td style="border: 1px solid black; text-align: center; padding: 5px;">construct</td></tr> <tr> <td style="border: 1px solid black; text-align: center; padding: 5px;">de</td><td style="text-align: center;">•</td><td style="border: 1px solid black; text-align: center; padding: 5px;">perfect</td></tr> </tbody> </table>	Prefix		Word	im	•	direct	in	•	loyal	dis	•	construct	de	•	perfect	1m
Prefix		Word															
im	•	direct															
in	•	loyal															
dis	•	construct															
de	•	perfect															
21 G4.1b	<div style="text-align: center;"> <input type="checkbox"/> <input type="checkbox"/> I had eaten breakfast <input checked="" type="checkbox"/> <input type="checkbox"/> </div>	1m															
22 G1.2	Award 1 mark for all three correctly circled. Jackson <u>waited</u> for everyone else to <u>choose</u> their food before he <u>served</u> himself.	1m															
23 G1.5b	Award 1 mark for <i>who</i> . Do not accept misspellings or errors in punctuation or capitalisation.	1m															
24 G5.7	Award 1 mark for inverted commas correctly inserted, i.e. Imran looked up from the microscope. "I can see the bacteria really clearly!" he exclaimed. Imran looked up from the microscope. 'I can see the bacteria really clearly!' he exclaimed.	1m															

Key stage 2 English grammar, punctuation and spelling test mark schemes

Qu.	Requirement	Mark
25 G4.1a	<p>Award 1 mark for all three correct.</p> <p>The plane <u>flies</u> high above the clouds, while the passengers sit</p> <div style="display: flex; justify-content: space-around; align-items: center;"> <div style="text-align: center;">  <div style="border: 1px solid black; padding: 2px 10px;">flew</div> </div> <div style="text-align: center;">  <div style="border: 1px solid black; padding: 2px 10px;">sat</div> </div> </div> <p>in their seats and <u>relax</u>.</p> <div style="text-align: center;">  <div style="border: 1px solid black; padding: 2px 10px;">relaxed</div> </div> <p>Do not accept misspellings.</p> <p>There are no capitalisation requirements for this question.</p>	1m
26 G3.1a G1.5b	<p>Award 1 mark for</p> <p>One of the greatest inventions was the wheel, <u>which first</u></p> <p><u>appeared over 5000 years ago</u>.</p>	1m
27 G5.11 G3.1	<p>Award 1 mark for a semi-colon correctly inserted.</p> <p>The lovely county of Cornwall has a long, rugged coastline; its secluded coves provide safe, sheltered harbours.</p>	1m
28 G5.8	<p>Award 1 mark for all three correct.</p> <p>I never send my aunt emails because she <u>does not</u> own a</p> <div style="text-align: center;">  <div style="border: 1px solid black; padding: 2px 10px;">doesn't</div> </div> <p>computer. I send her letters instead, but they <u>do not</u> reach her</p> <div style="text-align: center;">  <div style="border: 1px solid black; padding: 2px 10px;">don't</div> </div> <p>for several days. I hope <u>she will</u> come and visit us soon.</p> <div style="text-align: center;">  <div style="border: 1px solid black; padding: 2px 10px;">she'll</div> </div> <p>Do not accept misspellings or errors in punctuation.</p> <p>There are no capitalisation requirements for this question.</p>	1m
29 G1.7	<p>The bridge over the stream was broken so we had to paddle across.</p> <div style="display: flex; justify-content: space-around; align-items: center;"> <div style="text-align: center;">  <div style="border: 1px solid black; padding: 2px 10px;">✓</div> </div> <div style="text-align: center;">  <div style="border: 1px solid black; width: 30px; height: 20px;"></div> </div> <div style="text-align: center;">  <div style="border: 1px solid black; width: 30px; height: 20px;"></div> </div> <div style="text-align: center;">  <div style="border: 1px solid black; width: 30px; height: 20px;"></div> </div> </div>	1m

Key stage 2 English grammar, punctuation and spelling test mark schemes

Qu.	Requirement	Mark
30 G5.12 G3.1	Award 1 mark for a dash correctly inserted. My fruit salad will include strawberries, blueberries and grapes – they're so delicious.	1m
31 G6.4 G6.3	Award 1 mark for <i>motivation</i> . Also accept <i>motive</i> or <i>motivator</i> . Do not accept misspellings or errors in punctuation or capitalisation.	1m
32 G1.3	Rani wanted to make the <u>right</u> decision. <input checked="" type="checkbox"/> <input type="checkbox"/> <input type="checkbox"/> <input type="checkbox"/>	1m
33 G5.8	Award 1 mark for both apostrophes correctly inserted. Tom's one of those boys who's always happy to help.	1m
34 G3.4	Award 1 mark for the correct word circled. Unfortunately, the youth club will be closed <u>until</u> we have completed the repairs and replaced the sports equipment.	1m
35 G5.13	Award 1 mark for a hyphen correctly inserted. After the long shopping trip, we did not have a lot of time to cook dinner, so we bought a ready-made pasta sauce and garlic bread.	1m
36 G2.2 G5.3	Award 1 mark for a grammatically correct and accurately punctuated question, for example: <ul style="list-style-type: none"> • <i>What time does the game start?</i> • <i>How long until the game begins?</i> • <i>What time does the match start?</i> • <i>Excuse me, what time does the game start?</i> • <i>What time is it?</i> Also accept a grammatically correct and accurately punctuated question that is enclosed in inverted commas, for example: <ul style="list-style-type: none"> • <i>"Do you know when the game kicks off?"</i> Do not accept the addition of a reporting clause resulting in a question contained within a statement, for example: <ul style="list-style-type: none"> • <i>"What time does it start?" asked Sam.</i> 	1m

Key stage 2 English grammar, punctuation and spelling test mark schemes

Qu.	Requirement	Mark
37 G1.9	<p>Award 1 mark for all four correct.</p> <p>When Seema reached the playground, she greeted her friends.</p> <p style="text-align: center;"> S O S O </p>	1m
38 G5.6a G5.5	<p>Award 1 mark for a response explaining that the comma changes the number of places and/or the location of the pond, for example:</p> <ul style="list-style-type: none"> • <i>In the first one there are 2 places they eat lunch but in the second one there are 3.</i> • <i>The comma adds an extra place they often eat lunch at.</i> • <i>The first one shows the pond is in the park and the second one says the pond is somewhere else.</i> • <i>This shows the pond isn't in the park.</i> <p>There are no spelling or punctuation requirements for this question.</p>	1m
39 G1.1	<p>Award 1 mark for all three correctly circled.</p> <p>They were so excited about going to Cardiff that they wouldn't let the bad weather dampen their enthusiasm.</p>	1m
40 G5.1 G5.2	<p>Award 1 mark for</p> <p>C camels live in the desert. T they can survive extremes of temperature and manage without food for a long time. A although some camels have one hump, others have two.</p>	1m
41 G4.4	<p>Award 1 mark for a correctly punctuated sentence using the active, for example:</p> <ul style="list-style-type: none"> • <i>Pollution is harming the trees.</i> <p>Also accept:</p> <ul style="list-style-type: none"> • <i>Pollution harms the trees.</i> <p>Do not accept misspellings of verb forms or errors in punctuation or capitalisation.</p>	1m
42 G1.5a	<p>Award 1 mark for the correct word circled.</p> <p>Sandip introduced me to the new girl in year 6, whose name was Rashida. She had forgotten to bring a pen so I gave her one of mine.</p>	1m
43 G3.2	<p>Award 1 mark for</p> <p><u>The beautiful grey elephants</u> walked slowly through the forest.</p>	1m

Key stage 2 English grammar, punctuation and spelling test mark schemes

Qu.	Requirement	Mark
44 G4.3	If I were to look inside the box, what would I find? <input checked="" type="checkbox"/> <input type="checkbox"/> <input type="checkbox"/> <input type="checkbox"/>	1m
45 G4.4	Award 1 mark for a correctly punctuated sentence using the passive, for example: <ul style="list-style-type: none"> <i>The mug was broken by Rabia.</i> <i>The mug was broken.</i> Also accept a correctly punctuated sentence using a <i>get</i> -passive, for example: <ul style="list-style-type: none"> <i>The mug got broken by Rabia.</i> Do not accept misspellings of verb forms or errors in punctuation or capitalisation.	1m
46 G1.6a	Award 1 mark for I'm going to visit my uncle <u>at the weekend</u> .	1m
47 G2.4	<input type="checkbox"/> <input type="checkbox"/> What a brilliant song this is <input checked="" type="checkbox"/> <input type="checkbox"/>	1m
48 G3.3	Award 1 mark for both correctly circled. Because my brother couldn't decide whether to wear trainers <u>or</u> boots, we left late <u>and</u> almost missed the bus.	1m
49 G1.6	Award 1 mark for both correctly circled. I'll <u>always</u> remember the day that we won the cup. Dad and I sang <u>jubilantly</u> as we walked through the park.	1m
50 G1.8	Award 1 mark for all three correctly circled. I go to <u>the</u> swimming pool <u>every</u> week with <u>my</u> best friend Peter.	1m

6. Paper 2: spelling

6.1 Content domain coverage for Paper 2: spelling

This information is provided in Table 3.

6.2 General marking guidance for Paper 2: spelling


The following guidance applies to all questions in Paper 2. Please read this carefully before applying the individual mark schemes.

- If the pupil makes more than one attempt, it must be clear which answer the pupil wishes to be marked.
- If the pupil makes two or more attempts and it is not clear which is to be considered, the mark is not awarded.
- The pupil can answer in upper or lower case, or a mixture of the two. The exception to this is for days of the week, which must be written in lower-case letters with an initial capital letter for the award of the mark.
- If the pupil has answered with the correct sequence of letters but has incorrectly inserted an apostrophe or a hyphen, the mark is not awarded.
- If the pupil has answered with the correct sequence of letters but these have been separated into clearly divided components, with or without a hyphen, the mark is not awarded.


6.3 Pupil version of Paper 2: spelling

Spelling	
1. I did a _____ sketch before starting my painting.	11. The afternoon _____ will start at 2 o'clock.
2. The complicated map caused a lot of _____.	12. The silver necklace was a priceless _____.
3. We used plain _____ to make bread.	13. I will _____ go to the museum on Saturday.
4. The joke was so funny that it was _____ not to laugh.	14. The cat was _____ of the new food.
5. It would be my _____ to help you.	15. The guide showed us around the _____ dining room.
6. The water in the lake was _____ clear.	16. My football coach says that I have a lot of _____.
7. Athletes sometimes train on running _____.	17. The _____ was strict but fair.
8. The goalkeeper _____ defended her goal during the match.	18. The children were asked to be quiet during _____.
9. I've been _____ a jumper.	19. The broken pavement was quite _____.
10. The second experiment _____ from the first.	20. Bats are _____ animals.
<div>END OF TEST</div>	

Page 2 of 4



Page 3 of 4



Key stage 2 English grammar, punctuation and spelling test mark schemes

7. Mark schemes for Paper 2: spelling

Information relating to the content domain reference codes in Table 3 can be found in the key stage 2 English grammar, punctuation and spelling test framework.

Table 3: Mark schemes and content domain references for Paper 2

Qu.	Spelling	Mark	Content domain reference
1	rough	1	S59 – words containing the letter string <i>ough</i> S40 – the /ʌ/ sound spelt <i>ou</i>
2	confusion	1	S45 – endings that sound like /ʒən/
3	flour	1	S61 – homophones and near homophones (Years 3 and 4) homophones and other words that are often confused (Years 5 and 6)
4	impossible	1	S41 – prefixes S56 – words ending in <i>-able</i> and <i>-ible</i> words ending in <i>-ably</i> and <i>-ibly</i>
5	pleasure	1	S44 – words with endings sounding like /ʒə/ or /tʃə/
6	crystal	1	S39 – the /i/ sound spelt <i>y</i> other than at the end of words
7	machines	1	S49 – words with the /ʃ/ sound spelt <i>ch</i>
8	confidently	1	S43 – the suffix <i>-ly</i> S55 – words ending in <i>-ant</i> , <i>-ance</i> , <i>-ancy</i> , <i>-ent</i> , <i>-ence</i> , <i>-ency</i>
9	knitting	1	S60 – words with ‘silent’ letters (i.e. letters whose presence cannot be predicted from the pronunciation of the word)
10	differed	1	S57 – adding suffixes beginning with vowel letters to words ending in <i>-fer</i> S38 – adding suffixes beginning with vowel letters to words of more than one syllable
11	session	1	S47 – endings that sound like /ʃən/, spelt <i>-tion</i> , <i>-sion</i> , <i>-ssion</i> , <i>-cian</i>
12	antique	1	S50 – words ending with the /g/ sound spelt <i>-gue</i> and the /k/ sound spelt <i>-que</i>
13	probably	1	S56 – words ending in <i>-able</i> and <i>-ible</i> words ending in <i>-ably</i> and <i>-ibly</i>
14	suspicious	1	S53 – endings which sound like /ʃəs/ spelt <i>-cious</i> or <i>-tious</i>
15	elegant	1	S55 – words ending in <i>-ant</i> , <i>-ance</i> , <i>-ancy</i> , <i>-ent</i> , <i>-ence</i> , <i>-ency</i>
16	potential	1	S54 – endings which sound like /ʃəl/
17	examiner	1	S38 – adding suffixes beginning with vowel letters to words of more than one syllable
18	registration	1	S42 – the suffix <i>-ation</i>
19	hazardous	1	S46 – the suffix <i>-ous</i>
20	fascinating	1	S51 – words with the /s/ sound spelt <i>sc</i> S38 – adding suffixes beginning with vowel letters to words of more than one syllable
Total		20	

[BLANK PAGE]

This page is intentionally blank.



Standards
& Testing
Agency

Key stage 2 English grammar, punctuation and spelling mark schemes

Paper 1: questions and Paper 2: spelling

Electronic PDF version product code: STA/26/9016/e ISBN: 978-1-83507-467-1

For more copies

Printed copies of this booklet are not available. It can be downloaded after the test window from www.gov.uk/government/collections/national-curriculum-assessments-past-test-materials.

© Crown copyright

The materials in this booklet are Crown copyright. You may re-use them (not including logos) free of charge in any format or medium in accordance with the terms of the Open Government Licence v3.0, which can be found on the National Archives website and accessed via the following link: www.nationalarchives.gov.uk/doc/open-government-licence.



If you have any queries regarding these test materials, please contact the national curriculum assessments helpline on 0300 303 3013 or email assessments@education.gov.uk.